











					ece/ ec	Catalog no								Dedicated wire harness 7 pin	Dedicated wire harness 13 pin	program- ming
ALFA ROMEO																
147		2000	-	2010	e20	A-035	A	7,9	1300	60	18,6	→	✂	M		
147		2000	-	2010	e20	A-036	H	7,9	1300	60	25,3	→	✂	M		
159	4D	07/2005	-	2012	E20	A-037	A	9,9	1800	80	24,1	→	✂	M	12280503	-
159	4D	07/2005	-	2012	E20	A-038	H	9,9	1800	80	26,5	→	✂	M	12280503	-
159	Sportwagon (Estate)	03/2006	-	2012	E20	A-037	A	9,9	1800	80	24,1	→	✂	M		
159	Sportwagon (Estate)	03/2006	-	2012	E20	A-038	H	9,9	1800	80	26,5	→	✂	M		
Giulia Veloce	4WD	2016	-	→	E20	A-039	A	9,5	1700	100	21,8	→	✂	M		
Giulia Veloce	4WD	2016	-	→	E20	A-040	V	9,5	1700	100	23,0	→	✂	M		
Giulietta	(excl. AdBlue) (excl. Quadrifoglio) (excl. Veloce) (excl. Sprint)	2010	-	2020	E20	A-041	A	8,0	1500	90	19,8	→	✂	M		
Giulietta	(excl. AdBlue) (excl. Quadrifoglio) (excl. Veloce) (excl. Sprint)	2010	-	2020	E20	A-042	V	8,0	1500	90	21,9	→	✂	M		
MiTo		2008	-	2018	e20	F-128	A	7,0	1200	60	16,3	→	✂	M		
MiTo		2008	-	2018	e20	F-125	V	7,0	1200	60	17,9	→	✂	M		
Stelvio	2WD / 4WD	2016	-	→	E20	A-043	A	11,5	2300	100	22,8	→	✂	M	21280511	-
Stelvio	2WD / 4WD	2016	-	→	E20	A-044	V	11,5	2300	100	24,4	→	✂	M	21280511	-
Tonale		2022	-	→	E20	A-045	A	9,10	1500	100		→	✂	M	21280515	-
Tonale		2022	-	→	E20	A-046	V	9,10	1500	100		→	✂	M	21280515	-

AUDI																	
80	4D (B4) (excl. Quattro)	06/1991	-	11/1994	e20	A-052	A	9,6	1800	75	13,9	→	✂				
80	Estate (B4) (excl. Quattro)	09/1991	-	12/1995	e20	A-052	A	9,6	1800	75	13,9	→	✂				
A3	3/5D (excl. Quattro)	09/1996	-	05/2003	e20	V-056	A	8,9	1600	85	16,8	→	✂				
A3	3/5D (excl. Quattro)	09/1996	-	05/2003	e20	V-060/1	V	8,9	1600	75	15,5	→	✂				
A3 Sportback	5D (incl. Quattro)	11/2004	-	06/2008	e20	A-064	A	9,7	1800	80	16,4	→	✂	M	12500559	21500559	●
A3 Sportback	5D (incl. Quattro)	11/2004	-	06/2008	e20	A-065	H	9,7	1800	80	18,1	→	✂	M	12500559	21500559	●
A3 Sportback	5D	07/2008	-	01/2013	E20	A-066	A	9,7	1800	100	23,5	→	✂	M	12500559	21500559	●
A3 Sportback	5D	07/2008	-	01/2013	E20	A-067	V	9,7	1800	100	18,9	→	✂	M	12500559	21500559	●
A3	3D	07/2008	-	04/2012	E20	A-066	A	9,7	1800	100	23,5	→	✂	M	12500559	21500559	●
A3	3D	07/2008	-	04/2012	E20	A-067	V	9,7	1800	100	18,9	→	✂	M	12500559	21500559	●
A3	3D	2012	-	06/2016	E20	V-062	A	9,9	2000	90	14,3	→	✂	M	12500601	21500601	●
A3	3D	07/2016	-	2020	E20	V-062	A	9,9	2000	90	14,3	→	✂	M	12500601	21500601	●
A3	3D	2012	-	06/2016	E20	V-063	V	9,9	2000	90	17,0	→	✂	M	12500601	21500601	●
A3	3D	07/2016	-	2020	E20	V-063	V	9,9	2000	90	17,0	→	✂	M	12500601	21500601	●
A3	5D Sportback	2013	-	05/2016	E20	V-062	A	9,9	2000	90	14,3	→	✂	M	12500601	21500601	●
A3	5D Sportback	2013	-	05/2016	E20	V-063	V	9,9	2000	90	17,0	→	✂	M	12500601	21500601	●
A3	Sportback (8YA) incl. S line (incl. Hybrid)	11/2019	-	→	E20	A-125	A	10,0	1800	100	16,4	→	✂	M	12500601	21500601	●
A3	Sportback (8YA) incl. S line (incl. Hybrid)	11/2019	-	→	E20	A-126	V	10,0	1800	100	19,7	→	✂	M	12500601	21500601	●
A3	4D (8YS) incl. S line	04/2020	-	→	E20	A-125	A	10,0	1800	100	16,4	→	✂	M	12500601	21500601	●
A3	4D (8YS) incl. S line	04/2020	-	→	E20	A-126	V	10,0	1800	100	19,7	→	✂	M	12500601	21500601	●
A4	4D (incl. Quattro)	11/1994	-	11/2000	e20	A-079	A	10,1	1800	75	19,8	→	✂				
A4	4D (incl. Quattro)	11/2000	-	2004	e20	A-080	A	10,7	2000	85	15,6	→	✂	M			

					ece/ ec	Catalog no									Dedicated wire harness 7 pin	Dedicated wire harness 13 pin	program- ming
A4	4D (incl. Quattro)	11/2000	-	2004	E20	A-084	V	10,7	2000	85	22,4	→		M			
A4	4D (incl. Quattro)	11/2004	-	10/2007	e4	A-076	A	10,4	2000	85	29,5	→		M		21010511	●
A4	4D (incl. Quattro) (incl. S-Line)	11/2004	-	10/2007	E20	A-085	V	10,7	2000	85	20,6	→		M		21010511	●
A4	4D (incl. Quattro) (incl. S-Line)	11/2007	-	2015	E20	A-074	A	11,0	2100	90	24,9	→		M	12010516	21010516	●
A4	4D (incl. Quattro) (incl. S-Line)	11/2007	-	2015	E20	A-075	V	11,0	2100	90	21,4	→		M	12010516	21010516	●
A4	(B9) 4D (incl. Quattro) (excl. S line / S4)	2015	-	11/2019	E20	A-121	A	11,4	2100	100	18,0	→		M			
A4	(B9) 4D (incl. Quattro) (excl. S line / S4)	2015	-	11/2019	E20	A-122	V	11,4	2100	100	21,1	→		M			
A4	(B9) 4D Facelift (incl. Quattro) (excl. S line / S4)	11/2019	-	→	E20	A-121	A	11,4	2100	100	18,0	→		M			
A4	(B9) 4D Facelift (incl. Quattro) (excl. S line / S4)	11/2019	-	→	E20	A-122	V	11,4	2100	100	21,1	→		M			
A4	Estate (incl. Quattro)	12/1995	-	11/2001	e20	A-079	A	10,1	1800	75	19,8	→					
A4	Estate (incl. Quattro)	11/2001	-	2004	e20	A-080	A	10,7	2000	85	15,6	→		M			
A4	Estate (incl. Quattro)	11/2001	-	2004	E20	A-084	V	10,7	2000	85	22,4	→		M			
A4	Estate (incl. Quattro)	11/2004	-	03/2008	e4	A-076	A	10,4	2000	85	29,5	→		M		21010511	●
A4	Estate (incl. Quattro)	11/2004	-	03/2008	E20	A-085	V	10,4	2000	85	20,6	→		M		21010511	●
A4	Estate (incl. Quattro) (incl. S-Line)	04/2008	-	2015	E20	A-074	A	11,0	2100	90	24,9	→		M	12010516	21010516	●
A4	Estate (incl. Quattro) (incl. S-Line)	04/2008	-	2015	E20	A-075	V	11,0	2100	90	21,4	→		M	12010516	21010516	●
A4	(B9) Estate (incl. Quattro) (excl. S line / S4)	2015	-	→	E20	A-121	A	11,4	2100	100	18,0	→		M	12010526	21010526	●
A4	(B9) Estate (incl. Quattro) (excl. S line / S4)	2015	-	→	E20	A-122	V	11,4	2100	100	15,1	→		M	12010526	21010526	●
A4	(B9) Estate Facelift (incl. Quattro) (excl. S line / S4)	11/2019	-	→	E20	A-121	A	11,4	2100	100	18,0	→		M	12010526	21010526	●
A4	(B9) Estate Facelift (incl. Quattro) (excl. S line / S4)	11/2019	-	→	E20	A-122	V	11,4	2100	100	15,1	→		M	12010526	21010526	●
A4 Allroad	(B9) Estate Facelift (incl. Quattro) (excl. S line / S4)	2016	-	→	E20	A-109	A	11,2	2100	100	20,3	→		M			
A4 Allroad	(B9) (Quattro) (incl. version with smart opener)	2016	-	→	E20	A-110	V	11,2	2100	100	22,1	→		M			
A4 Allroad	(B9) (Quattro) (incl. version with smart opener)	2016	-	→	E20	A-128	W13	11,2	2100	100		→		M			
A5	Coupe	06/2007	-	2015	E20	A-074	A	11,0	2100	90	24,9	→		M	12010516	21010516	●
A5	Coupe	06/2007	-	2015	E20	A-075	V	11,0	2100	90	21,4	→		M	12010516	21010516	●
A5	(8TA) Sportback	09/2009	-	01/2017	E20	A-074	A	11,0	2100	90	24,9	→		M	12010516	21010516	●
A5	(8TA) Sportback	09/2009	-	01/2017	E20	A-075	V	11,0	2100	90	21,4	→		M	12010516	21010516	●
A6	4D (excl. Quattro)	04/1997	-	03/2004	e20 E20	A-082	A	10,9	2100	85	17,4	→					
A6	4D (only Quattro)	04/1997	-	03/2004	e20 E20	A-086	A	10,9	2100	85	13,6	→					
A6	4D (also Quattro)	04/2004	-	02/2011	e20	A-088	A	11,0	2100	85	19,0	→		M		21010508	●
A6	4D (also Quattro)	04/2004	-	02/2011	e20	A-089/1	V	11,0	2100	85	22,9	→		M		21010508	●
A6	(4G2, 4GC, C7) 4D (also Quattro)	11/2010	-	09/2018	E20	A-098	A	12,6	2500	100	17,3	→		M	12010521 for cars 11/2010r – 09/2014 12010525 for cars 10/2014 – 09/2018	21010521 for cars 11/2010r – 09/2014 21010525 for cars 10/2014 – 09/2018	●
A6	(4G2, 4GC, C7) 4D (also Quattro)	11/2010	-	09/2018	E20	A-099	V	12,6	2500	100	18,7	→		M	12010521 for cars 11/2010r – 09/2014 12010525 for cars 10/2014 – 09/2018	21010521 for cars 11/2010r – 09/2014 21010525 for cars 10/2014 – 09/2018	●
A6	(C8, 4A2) 4D (incl. Quattro) (incl. 4WD) (incl. version with smart opener) (incl. S-Line) (incl. MHEV)	06/2018	-	→	E20	A-113	A	11,4	2100	120	20,2	→		M		21010528	●

					ece/ ec	Catalog no									Dedicated wire harness 7 pin	Dedicated wire harness 13 pin	program- ming
A6	(C8, 4A2) 4D (incl. Quattro) (incl. 4WD) (incl. version with smart opener) (incl. S-Line) (incl. MHEV)	06/2018	-	→	E20	A-114	V	11,4	2100	120	22,9	→	✂	M		21010528	•
A6	Estate (only Quattro)	04/1997	-	03/2005	e20 E20	A-086	A	10,9	2100	85	13,6	→	✂		16010500	26010500	-
A6	Estate (excl. Quattro)	04/1997	-	03/2005	e20 E20	A-082	A	10,9	2100	85	17,4	→	✂		16010500	26010500	-
A6	Estate (also Quattro)	03/2005	-	09/2011	e20	A-088	A	11,0	2100	85	19,0	→	✂	M		21010508	•
A6	Estate (also Quattro)	03/2005	-	09/2011	e20	A-089/1	V	11,0	2100	85	22,9	→	✂	M		21010508	•
A6	(4G5, 4GD, C7) Estate (also Quattro)	05/2011	-	09/2018	E20	A-098	A	12,6	2500	100	17,3	→	✂	M	12010521 for cars 11/2010r – 09/2014 12010525 for cars 10/2014 – 09/2018	21010521 for cars 11/2010 – 09/2014 21010525 for cars 10/2014 – 09/2018	•
A6	(4G5, 4GD, C7) Estate (also Quattro)	05/2011	-	09/2018	E20	A-099	V	12,6	2500	100	18,7	→	✂	M	12010521 for 11/2010r – 09/2014 12010525 for 10/2014 – 09/2018	21010521 for 11/2010 – 09/2014 21010525 for 10/2014 – 09/2018	•
A6	(C8, 4A5) Estate (incl. Quattro) (incl. 4WD) (incl. version with smart opener) (incl. S-Line) (incl. MHEV)	06/2018	-	→	E20	A-113	A	11,4	2100	120	20,2	→	✂	M		21010528	•
A6	(C8, 4A5) Estate (incl. Quattro) (incl. 4WD) (incl. version with smart opener) (incl. S-Line) (incl. MHEV)	06/2018	-	→	E20	A-114	V	11,4	2100	120	22,9	→	✂	M		21010528	•
A6 Allroad	C5 (Quattro)	05/2000	-	04/2005	E20	A-055	A	11,8	2300	95	18,1	→			16010500	26010500	-
A6 Allroad	C5 (Quattro)	05/2000	-	04/2005	E20	A-056	V	11,8	2300	95	25,4	→			16010500	26010500	-
A6 Allroad	C6 Estate (Quattro)	05/2006	-	2011	E20	A-102	A	12,0	2200	90	21,9	→	✂	M		21010508	•
A6 Allroad	C6 Estate (Quattro)	05/2006	-	2011	E20	A-103	V	12,0	2200	90	25,0	→	✂	M		21010508	•
A6 Allroad	C7 (4GH, 4GJ) Estate (Quattro)	2012	-	09/2018	E20	A-100	A	12,6	2500	100	18,9	→	✂	M	12010521 for cars 2012 – 09/2014 12010525 for cars 10/2014	21010521 for cars 2012 – 09/2014 21010525 for cars 10/2014	•
A6 Allroad	C7 (4GH, 4GJ) Estate (Quattro)	2012	-	09/2018	E20	A-101	V	12,6	2500	100	20,9	→	✂	M	12010521 for cars 2012 – 09/2014 12010525 for cars 10/2014	21010521 for cars 2012 – 09/2014 21010525 for cars 10/2014	•
A7 I	Sportback	10/2010	-	03/2018	E20	A-098	A	12,6	2500	100	17,3	→	✂	M	12010521 for cars 10/2010 – 09/2014 12010525 for cars 10/2014 – 03/2018	21010521 for cars 10/2010 – 09/2014 21010525 for cars 10/2014 – 03/2018	•
A7 I	Sportback	10/2010	-	03/2018	E20	A-099	V	12,6	2500	100	18,7	→	✂	M	12010521 for cars 10/2010 – 09/2014 12010525 for cars 10/2014 – 03/2018	21010521 for cars 10/2010 – 09/2014 21010525 for cars 10/2014 – 03/2018	•
A8	(4D) (Quattro) (S8) (D3)	11/2002	-	02/2010	E20	A-057	A	12,5	2430	100	15,8	→	✂	M			
A8	(4D) (Quattro) (S8) (D3)	11/2002	-	02/2010	E20	A-058	V	12,5	2430	100	26,6	→	✂	M			
A8	4D (Quattro) (incl. long)	2010	-	2017	E20	A-104	A	12,6	2300	100	26,4	→	✂	M			
A8	4D (Quattro) (incl. long)	2010	-	2017	E20	A-105	V	12,6	2300	100	29,2	→	✂	M			
E-Tron	(GEN)	09/2018	-	→	E20	A-119	A	13,0	2200	140	20,7	→	✂	M			
E-Tron	(GEN)	09/2018	-	→	E20	A-120	V	13,0	2200	140	22,2	→	✂	M			
E-Tron	(GEA) Sportback	09/2019	-	→	E20	A-119	A	13,0	2200	140	20,7	→	✂	M			
E-Tron	(GEA) Sportback	09/2019	-	→	E20	A-120	V	13,0	2200	140	22,2	→	✂	M			
Q2	(GAB)	2016	-	→	E20	A-059	A	10,3	2000	100	14,3	→		M	12500601	21500601	•
Q2	(GAB)	2016	-	→	E20	A-060	V	10,3	2000	100	16,5	→		M	12500601	21500601	•
Q3	(8UB/8UG) (incl. Quattro)	2011	-	2018	E20	A-096	A	12,6	2500	100	18,8	→		M	12500559	21500559	•
Q3	(8UB/8UG) (incl. Quattro)	2011	-	2018	E20	A-097	V	12,6	2500	100	21,8	→		M	12500559	21500559	•
Q3	(F3B) (incl. AdBlue) (incl. S-Line)	07/2018	-	→	E20	A-117	A	12,6	2500	120	18,0	→	✂	M	12500601	21500601	•
Q3	(F3B) (incl. AdBlue) (incl. S-Line)	07/2018	-	→	E20	A-118	V	12,6	2500	120	20,1	→	✂	M	12500601	21500601	•
Q3 Sportback	(F3N) (incl. AdBlue)	06/2019	-	→	E20	A-117	A	12,6	2500	120	18,0	→	✂	M	12500601	21500601	•











					ece/ ec	Catalog no									Dedicated wire harness 7 pin	Dedicated wire harness 13 pin	program- ming
Q3 Sportback	(F3N) (incl. AdBlue)	06/2019	-	→	E20	A-118	V	12,6	2500	120	20,1	→		M	12500601	21500601	●
Q5	(8R) (incl. AdBlue) (incl. panoramic roof)	2008	-	12/2016	e20 E20	A-094	A	12,0	2400	100	24,3	→		M	12010516	21010516	●
Q5	(8R) (incl. AdBlue) (incl. panoramic roof)	2008	-	12/2016	E20	A-106	V	12,0	2400	100	22,0	→		M	12010516	21010516	●
Q5	(FY) (Quatro) (incl. S-Line)	02/2017	-	→	E20	A-111	A	12,5	2400	110	19,5	→		M	12010526	21010526	●
Q5	(FY) (Quatro) (incl. S-Line)	02/2017	-	→	E20	A-112	V	12,5	2400	110	21,4	→		M	12010526	21010526	●
Q5	(FY) (Quatro) (incl. S-Line)	02/2017	-	→	E20	A-130	W13	12,5	2400	110		→		M			
Q7	excl.panoramic top	01/2006	-	2015	e20	A-092	A	16,3	3500	140	14,6	→		M	12010513	21010513	●
Q7	excl.panoramic top	01/2006	-	2015	e20	A-093	V	16,3	3500	140	23,4	→		M	12010513	21010513	●
Q7 II	(4MB)	07/2015	-	2019	E20	A-107	A	16,4	3500	140	19,0	→		M	12010526	21010526	●
Q7 II	(4MB)	07/2015	-	2019	E20	A-108	V	16,4	3500	140	22,8	→		M	12010526	21010526	●
Q7 II	(4MB) (facelift)	2019	-	→	E20	A-107	A	16,4	3500	140	19,0	→		M	12010526	21010526	●
Q7 II	(4MB) (facelift)	2019	-	→	E20	A-108	V	16,4	3500	140	22,8	→		M	12010526	21010526	●
Q7 II	(4MB)	07/2015	-	2019	E20	A-127	W13	16,4	3500	140		→		M			
Q7 II	(4MB) (facelift)	2019	-	→	E20	A-127	W13	16,4	3500	140		→		M			
Q8	(4MN) (incl. SQ8)	07/2018	-	→	E20	A-115	A	16,4	3500	195	22,8	→		M	12010526	21010526	●
Q8	(4MN) (incl. SQ8)	07/2018	-	→	E20	A-116	V	16,4	3500	195	24,3	→		M	12010526	21010526	●
Q8	(4MN) (incl. SQ8)	07/2018	-	→	E20	A-129	W13	16,4	3500	195		→		M			











BAIC






















Beijing 5 Beijing X55 X55 II		2023	-	→	E20	B-010	A	9,5	1800	100		→		M		21500726	-
Beijing 5 Beijing X55 X55 II		2023	-	→	E20	B-011	V	9,5	1800	100		→		M		21500726	-

BMW

1 Seria	2D Coupe (E82) (excl. 135i)	2007	-	2011	e20	B-045	A	10,0	1900	80	16,3	→		M	12020523	21020523	-
1 Seria	2D Coupe (E82) (excl. 135i)	2007	-	2011	e20	B-046	V	10,0	1900	80	19,1	→		M	12020523	21020523	-
1 Seria	3D (E81)	2007	-	2011	e20	B-045	A	10,0	1900	80	16,3	→		M	12020523	21020523	-
1 Seria	3D (E81)	2007	-	2011	e20	B-046	V	10,0	1900	80	19,1	→		M	12020523	21020523	-
1 Seria	5D (E87)	2004	-	2011	e20	B-045	A	10,0	1900	80	16,3	→		M	12020523	21020523	-
1 Seria	5D (E87)	2004	-	2011	e20	B-046	V	10,0	1900	80	19,1	→		M	12020523	21020523	-
1 Seria	(E88) Cabrio	12/2007	-	12/2013	e20	B-045	A	10,0	1900	80	16,3	→		M			
1 Seria	(E88) Cabrio	12/2007	-	12/2013	e20	B-046	V	10,0	1900	80	19,1	→		M			
1 Seria	(F40) (excl. M-Sport pakiet)	07/2019	-	→	E20	B-094	A	9,2	1700	100	15,4	→		M			
1 Seria	(F40) (excl. M-Sport pakiet)	07/2019	-	→	E20	B-095	V	9,2	1700	100	17,6	→		M			
1 Seria	(F20) 5D	07/2011	-	06/2019	E20	B-100	A	10,1	1850	90	16,1	→		M			
1 Seria	(F20) 5D	07/2011	-	06/2019	E20	B-101	V	10,1	1850	90	17,6	→		M			
1 Seria	(F21) 3D	12/2011	-	06/2019	E20	B-100	A	10,1	1850	90	16,1	→		M			
1 Seria	(F21) 3D	12/2011	-	06/2019	E20	B-101	V	10,1	1850	90	17,6	→		M			
2 Seria	(F22/F97) Coupe (excl. M Performance)	10/2012	-	→	E20	B-100	A	10,1	1850	90	16,1	→		M			

					ece/ ec	Catalog no									Dedicated wire harness 7 pin	Dedicated wire harness 13 pin	program- ming
2 Seria	(F22/F97) Coupe (excl. M Performance)	10/2012	-	→	E20	B-101	V	10,1	1850	90	17,6	→		M			
2 Seria	(F23) Cabrio	03/2014	-	→	E20	B-100	A	10,1	1850	90	16,1	→		M			
2 Seria	(F23) Cabrio	03/2014	-	→	E20	B-101	V	10,1	1850	90	17,6	→		M			
2 Seria	Active Tourer (F45) (excl. Hybrid)	2014	-	2022	E20	B-080	A	10,5	2000	100	16,7	→		M	12500605	21500605	-
2 Seria	Active Tourer (F45) (excl. Hybrid)	2014	-	2022	E20	B-081	V	10,5	2000	100	18,6	→		M	12500605	21500605	-
2 Seria	Gran Coupe (F44) (incl. xDrive)	11/2019	-	→	E20	B-096	A	10,4	2000	100	14,9	→	✂	M			
2 Seria	Gran Coupe (F44) (incl. xDrive)	11/2019	-	→	E20	B-097	V	10,4	2000	100	10,9	→	✂	M			
2 Seria	Gran Tourer (F46)	2015	-	→	E20	B-080	A	10,5	2000	100	16,7	→	✂	M	12500605	21500605	-
2 Seria	Gran Tourer (F46)	2015	-	→	E20	B-081	V	10,5	2000	100	18,6	→	✂	M	12500605	21500605	-
3 Seria	4D (E36) (excl. M3)	01/1991	-	03/1998	e4	B-040	A	9,3	1200	80	18,1	→	✂				
3 Seria	4D (E46)	04/1998	-	2005	E20	B-068	A	9,8	1800	75	19,4	→	✂	M	12020509		
3 Seria	4D (E46)	04/1998	-	2005	E20	B-069	V	9,8	1800	75	21,8	→	✂	M	12020509		
3 Seria	Compact (E46)	06/2001	-	2005	E20	B-068	A	9,8	1800	75	19,4	→	✂	M	12020509		
3 Seria	Compact (E46)	06/2001	-	2005	E20	B-069	V	9,8	1800	75	21,8	→	✂	M	12020509		
3 Seria	4D (E90) (excl. 335i and 335d)	03/2005	-	2012	e20	B-045	A	10,0	1900	80	16,3	→	✂	M	12020523	21020523	-
3 Seria	4D (E90) (excl. 335i and 335d)	03/2005	-	2012	e20	B-046	V	10,0	1900	80	19,1	→	✂	M	12020523	21020523	-
3 Seria	4D (F30)	2012	-	02/2014	E20	B-043	A	10,2	1950	80	13,6	→		M	12020523	21020523	-
3 Seria	4D (F30)	03/2014	-	2018	E20	B-043	A	10,2	1950	80	13,6	→		M	12020526	21020526	-
3 Seria	4D (F30)	2012	-	02/2014	E20	B-044	V	10,2	1950	80	15,7	→	✂	M	12020523	21020523	-
3 Seria	4D (F30)	03/2014	-	2018	E20	B-044	V	10,2	1950	80	15,7	→	✂	M	12020526	21020526	-
3 Seria	4D (G20) (incl. M-Sport pakiet) (incl. xDrive)	11/2018	-	→	E20	B-090	A	10,5	2000	100	17,1	→		M	12020535	21020535	-
3 Seria	4D (G20) (incl. M-Sport pakiet) (incl. xDrive)	11/2018	-	→	E20	B-091	V	10,5	2000	100	19,3	→		M	12020535	21020535	-
3 Seria	Coupe (E36) (excl. M3)	01/1991	-	03/1999	e4	B-040	A	9,3	1200	80	18,1	→	✂				
3 Seria	Coupe (E46)	04/1999	-	2005	E20	B-068	A	9,8	1800	75	19,4	→	✂	M			
3 Seria	Coupe (E46)	04/1999	-	2005	E20	B-069	V	9,8	1800	75	21,8	→	✂	M	12020509		-
3 Seria	Cabrio (E36) (excl. M3)	1993	-	03/2000	e4	B-040	A	9,3	1200	80	18,1	→	✂		12020509		-
3 Seria	Cabrio (E46)	04/2000	-	2006	E20	B-068	A	9,8	1800	75	19,4	→	✂	M	12020509		-
3 Seria	Cabrio (E46)	04/2000	-	2006	E20	B-069	V	9,8	1800	75	21,8	→	✂	M	12020509		-
3 Seria	Estate (E36) (incl. 4x4)	1995	-	08/1999	e4	B-040	A	9,3	1200	80	18,1	→	✂				
3 Seria	Estate (E46)	09/1999	-	2005	E20	B-068	A	9,8	1800	75	19,4	→	✂	M	12020509		-
3 Seria	Estate (E46)	09/1999	-	2005	E20	B-069	V	9,8	1800	75	21,8	→	✂	M	12020509		-
3 Seria	Estate (E91)	10/2005	-	01/2013	e20	B-045	A	10,0	1900	80	16,3	→	✂	M	12020523	21020523	-
3 Seria	Estate (E91)	10/2005	-	01/2013	e20	B-046	V	10,0	1900	80	19,1	→	✂	M	12020523	21020523	-
3 Seria	Estate (F31)	2012	-	02/2014	E20	B-043	A	10,2	1950	80	13,6	→		M	12020523	21020523	-
3 Seria	Estate (F31)	03/2014	-	2018	E20	B-043	A	10,2	1950	80	13,6	→		M	12020526	21020526	-
3 Seria	Estate (F31)	2012	-	02/2014	E20	B-044	V	10,2	1950	80	15,7	→	✂	M	12020523	21020523	-
3 Seria	Estate (F31)	03/2014	-	2018	E20	B-044	V	10,2	1950	80	15,7	→	✂	M	12020526	21020526	-
3 Seria	(G21) Estate (Touring)	07/2019	-	→	E20	B-090	A	10,5	2000	100	17,1	→		M			
3 Seria	(G21) Estate (Touring)	07/2019	-	→	E20	B-091	V	10,5	2000	100	19,3	→		M			
3 Seria	Gran Turismo (F34)	2013	-	2020	E20	B-084	A	10,5	1950	85	16,0	→		M	12020523	21020523	-
3 Seria	Gran Turismo (F34)	2013	-	2020	E20	B-085	V	10,5	1950	85	18,1	→		M	12020523	21020523	-
5 Seria	4D (E39)	12/1995	-	10/2003	e4	B-052	A	10,3	2100	90	19,3	→	✂	M			


















					ece/ ec	Catalog no									Dedicated wire harness 7 pin	Dedicated wire harness 13 pin	program- ming
5 Seria	4D (E60) (excl. M5) (incl. M-Sport package) (it is not possible to install the original bumper cover)	11/2003	-	02/2010	E20	B-055	A	11,5	2200	90	16,4	→	✂	M	12020523	21020523	-
5 Seria	4D (E60) (excl. M5) (incl. M-Sport package) (it is not possible to install the original bumper cover)	11/2003	-	02/2010	E20	B-054	V	11,5	2200	90	18,5	→	✂	M	12020523	21020523	-
5 Seria	4D (F10) (incl. M-Sport package)	2010	-	02/2014	E20	B-064	A	11,8	2200	100	14,6	→	✂	M	12020523	21020523	-
5 Seria	4D (F10) (incl. M-Sport package)	03/2014	-	01/2017	E20	B-064	A	11,8	2200	100	14,6	→	✂	M	12020528	21020528	-
5 Seria	4D (F10) (incl. M-Sport package)	2010	-	02/2014	E20	B-065	V	11,8	2200	100	16,7	→	✂	M	12020523	21020523	-
5 Seria	4D (F10) (incl. M-Sport package)	03/2014	-	01/2017	E20	B-065	V	11,8	2200	100	16,7	→	✂	M	12020528	21020528	-
5 Seria	4D (G30) (incl. M-Sport package)	03/2017	-	→	E20	B-082	A	12,2	2300	120	17,1	→	✂	M	12020528	21020528	-
5 Seria	4D (G30) (incl. M-Sport package)	03/2017	-	→	E20	B-083	V	12,2	2300	120	19,1	→	✂	M	12020528	21020528	-
5 Seria	Estate (E39)	03/1997	-	06/2004	E20	B-041	A	11,4	2200	90	19,3	→	✂	M	12020511		-
5 Seria	Estate (E39)	03/1997	-	06/2004	E20	B-042	H	11,4	2200	90	21,0	→	✂	M	12020511		-
5 Seria	Estate (E61) (excl. M5) (incl. M-Sport package) (it is not possible to install the original bumper cover)	07/2004	-	09/2010	E20	B-055	A	11,5	2200	90	16,4	→	✂	M	12020523	21020523	-
5 Seria	Estate (E61) (excl. M5) (incl. M-Sport package) (it is not possible to install the original bumper cover)	07/2004	-	09/2010	E20	B-054	V	11,5	2200	90	18,5	→	✂	M	12020523	21020523	-
5 Seria	Estate (F11) (incl. M-Sport package)	2010	-	02/2014	E20	B-064	A	11,8	2200	100	14,6	→	✂	M	12020523	21020523	-
5 Seria	Estate (F11) (incl. M-Sport package)	03/2014	-	01/2017	E20	B-064	A	11,8	2200	100	14,6	→	✂	M	12020528	21020528	-
5 Seria	Estate (F11) (incl. M-Sport package)	2010	-	02/2014	E20	B-065	V	11,8	2200	100	16,7	→	✂	M	12020523	21020523	-
5 Seria	Estate (F11) (incl. M-Sport package)	03/2014	-	01/2017	E20	B-065	V	11,8	2200	100	16,7	→	✂	M	12020528	21020528	-
5 Seria	Estate (G31) (incl. M-Sport package)	03/2017	-	→	E20	B-082	A	12,2	2300	120	17,1	→	✂	M	12020528	21020528	-
5 Seria	Estate (G31) (incl. M-Sport package)	03/2017	-	→	E20	B-083	V	12,2	2300	120	19,1	→	✂	M	12020528	21020528	-
5 Seria GT	(F07) Gran Turismo	09/2009	-	2013	E20	B-074	A	11,9	2200	100	16,0	→	✂	M	12020523	21020523	-
5 Seria GT	(F07) Gran Turismo (It is necessary to order bottom part of the bumper spoiler with plug from BMW dealer to use it in towbar installation)	09/2009	-	2013	E20	B-075	V	11,9	2200	100	17,4	→		M	12020523	21020523	-
5 Seria GT	(F07) Gran Turismo	2013	-	2017	E20	B-074	A	11,9	2200	100	16,0	→	✂	M	12020528	21020528	-
5 Seria GT	(F07) Gran Turismo (It is necessary to order bottom part of the bumper spoiler with plug from BMW dealer to use it in towbar installation)	2013	-	2017	E20	B-075	V	11,9	2200	100	17,4	→		M	12020528	21020528	-
6 Seria	Gran Turismo (G32)	06/2017	-	→	E20	B-082	A	12,2	2300	120	17,1	→	✂	M			
6 Seria	Gran Turismo (G32)	06/2017	-	→	E20	B-083	V	12,2	2300	120	19,1	→	✂	M			
7 Seria	4D (E38)	06/1994	-	08/2001	E20	B-049	A	11,8	2200	90	15,9	→	✂			21020513	-
7 Seria	4D (E65/E66)	05/2005	-	2008	E20	B-047	A	530,0	2300	100	14,5	→	✂	M	12020523	21020523	-
7 Seria	4D (E65/E66)	05/2005	-	2008	E20	B-048	V	12,5	2300	100	17,3	→	✂	M	12020523	21020523	-
7 Seria	4D (F01)	11/2008	-	02/2014	E20	B-078	A	12,2	2300	100	17,5	→		M	12020523	21020523	-
7 Seria	4D (F01)	03/2014	-	09/2015	E20	B-078	A	12,2	2300	100	17,5	→		M	12020528	21020528	-
7 Seria	4D (F01)	11/2008	-	02/2014	E20	B-079	V	12,2	2300	100	20,0	→		M	12020523	21020523	-
7 Seria	4D (F01)	03/2014	-	09/2015	E20	B-079	V	12,2	2300	100	20,0	→		M	12020528	21020528	-
7 Seria	(G11, G12) (incl. Xdrive)	07/2015	-	→	E20	B-082	A	12,2	2300	120	16,8	→	✂	M			
7 Seria	(G11, G12) (incl. Xdrive)	07/2015	-	→	E20	B-083	V	12,2	2300	120	19,1	→	✂	M			
IX	(I20) (incl. M60) (4WD) (incl. Version with smart opener)	07/2021	-	→	E20	B-102	A	14,0	2500	120	21,8	→	✂	M			
IX	(I20) (również M60) (4WD) (incl. Version with smart opener)	07/2021	-	→	E20	B-103	V	14,0	2500	120	18,0	→	✂	M			





					ece/ ec	Catalog no									Dedicated wire harness 7 pin	Dedicated wire harness 13 pin	program- ming
X1	(E84) (incl. xDrive) (excl. M-Sport package)	2009	-	2015	E20	B-053	A	10,5	2000	85	14,4	→		M	12020523	21020523	-
X1	(E84) (incl. xDrive) (excl. M-Sport package)	2009	-	2015	E20	B-051	V	10,5	2000	85	16,4	→		M	12020523	21020523	-
X1	(F48)	10/2015	-	2022	E20	B-080	A	10,5	2000	100	16,7	→		M	12500605	21500605	-
X1	(F48)	10/2015	-	2022	E20	B-081	V	10,5	2000	100	18,6	→		M	12500605	21500605	-
X2	(F39) (incl. M-Sport package)	2018	-	→	E20	B-086	A	11,1	2200	100	14,4	→		M	12500605	21500605	-
X2	(F39) (incl. M-Sport package)	2018	-	→	E20	B-087	V	11,1	2200	100	16,2	→		M	12500605	21500605	-
X3	(E83) (E83LCI)	01/2004	-	11/2010	e4	B-056	A	10,85	2000	80	13,7	→		M			
X3	(E83) (E83LCI)	01/2004	-	11/2010	e4	B-058	V	10,85	2000	80	16,2	→		M			
X3	X3 (F25) (incl. xDrive) while stocks last	11/2010	-	2017	E20	B-092	A	12,5	2400	120	14,5	→		M			
X3	X3 (F25) (incl. xDrive) while stocks last	11/2010	-	2017	E20	B-093	V	12,5	2400	120	16,4	→		M			
X3	(G01, F97) while stocks last	08/2017	-	→	E20	B-092	A	12,5	2400	120	14,5	→		M			
X3	(G01, F97) while stocks last	08/2017	-	→	E20	B-093	V	12,5	2400	120	16,4	→		M			
X4	(F26) while stocks last	2014	-	2018	E20	B-092	A	12,5	2400	120	14,5	→		M			
X4	(F26) while stocks last	2014	-	2018	E20	B-093	V	12,5	2400	120	16,4	→		M			
X3	X3 (F25) (incl. xDrive)	11/2010	-	2017	E20	B-098	A	12,6	2500	120	14,7	→		M	12020523 for cars till 2014 / 12020528 for cars from 2014	21020523 for cars till 2014 / 21020528 for cars from 2014	-
X3	X3 (F25) (incl. xDrive)	11/2010	-	2017	E20	B-099	V	12,6	2500	120	17,9	→		M	12020523 for cars till 2014 / 12020528 for cars from 2014	21020523 for cars till 2014 / 21020528 for cars from 2014	-
X3	(G01, F97) (incl. xDrive) (incl. M-Sport package)	08/2017	-	→	E20	B-098	A	12,6	2500	120	15,0	→		M	12020528	21020528	-
X3	(G01, F97) (incl. xDrive) (incl. M-Sport package)	08/2017	-	→	E20	B-099	V	12,6	2500	120	17,9	→		M	12020528	21020528	-
X4	(F26)	2014	-	2018	E20	B-098	A	12,6	2500	120	15,0	→		M	12020528	21020528	-
X4	(F26)	2014	-	2018	E20	B-099	V	12,6	2500	120	17,9	→		M	12020528	21020528	-
X4	(G02)	04/2018	-	→	E20	B-098	A	12,6	2500	120	15,0	→		M	12020528	21020528	-
X4	(G02)	04/2018	-	→	E20	B-099	V	12,6	2500	120	17,9	→		M	12020528	21020528	-
X5	(E53)	2000	-	2007	E20	B-070	A	13,5	2700	150	25,3	→		M			
X5	(E53)	2000	-	2007	E20	B-071	V	13,5	2700	150	24,5	→		M			
X5	(E70)	2007	-	2013	e20	B-060	A	16,0	3500	150	19,9	→		M	12020523	21020523	-
X5	(E70)	2007	-	2013	e20	B-061	V	16,0	3500	150	22,4	→		M	12020523	21020523	-
X5	(F15)	2013	-	2018	e20	B-060	A	16,0	3500	150	19,9	→		M	12020525	21020525	-
X5	(F15)	2013	-	2018	e20	B-061	V	16,0	3500	150	22,4	→		M	12020525	21020525	-
X5	(G05, F95) (incl. M Package)	08/2018	-	→	E20	B-088	A	16,7	3500	200	23,4	→		M	12020535	21020535	-
X5	(G05, F95) (incl. M Package)	08/2018	-	→	E20	B-089	V	16,7	3500	200	24,9	→		M	12020535	21020535	-
X6	(E71)	2008	-	2014	e20 E20	B-062	A	16,0	3500	140	20,3	→		M	12020523	21020523	-
X6	(E71)	2008	-	2014	e20 E20	B-063	V	16,0	3500	140	22,4	→		M	12020523	21020523	-
X6	(F16) (incl. M package)	2014	-	→	e20	B-060	A	16,0	3500	150	19,9	→		M	12020525	21020525	-
X6	(F16) (incl. M package)	2014	-	→	e20	B-061	V	16,0	3500	150	22,4	→		M	12020525	21020525	-
X6	(G06, F96) incl. M Pakiet	08/2019	-	→	E20	B-088	A	16,7	3500	200	23,4	→		M			
X6	(G06, F96) incl. M Pakiet	08/2019	-	→	E20	B-089	V	16,7	3500	200	18,9	→		M			
X7	(G07) (incl. xDrive)	03/2019	-	→	E20	B-088	A	16,7	3500	200	23,4	→		M			
X7	(G07) (incl. xDrive)	03/2019	-	→	E20	B-089	V	16,7	3500	200	24,9	→		M			











					ece/ ec	Catalog no									Dedicated wire harness 7 pin	Dedicated wire harness 13 pin	program- ming
CHEVROLET																	
Aveo	3/5D	2005	-	07/2011	e20	C-250	A	6,6	1200	75	17,0	→	✂				
Aveo	4D	2006	-	2011	E20	C-257	A	6,7	1200	75	23,8		✂				
Aveo	3/5D	08/2011	-	→	e4	C-252	A	6,6	1100	50	16,1	→	✂	M	12500567	21500567	-
Aveo	3/5D	08/2011	-	→	e4	C-253	V	6,6	1100	50	20,2	→	✂	M	12500567	21500567	-
Captiva		2006	-	05/2013	e20	C-255	A	11,0	2000	80	18,5	→	✂	M	12500566 with preparation	21500566 with preparation	-
Captiva		2006	-	05/2013	e20	C-256	V	11,0	2000	80	21,0	→	✂	M	12500566 with preparation	21500566 with preparation	-
Captiva		06/2013	-	2018	E20	C-278	A	11,4	2000	80	18,4	→	✂	M	12500566 with preparation	21500566 with preparation	-
Captiva		06/2013	-	2018	E20	C-279	V	11,4	2000	80	21,4	→	✂	M	12500566 with preparation	21500566 with preparation	-
Cruze	4D	2009	-	→	e20	C-260	A	9,6	1800	75	17,0	→	✂	M	12500567	21500567	-
Cruze	4D	2009	-	→	e20	C-261	V	9,6	1800	75	19,5	→	✂	M	12500567	21500567	-
Cruze	5D	2011	-	→	e20	C-262	A	8,6	1500	75	16,8	→		M	12500567	21500567	-
Cruze	5D	2011	-	→	e20	C-263	V	8,6	1500	75	18,9	→	✂	M	12500567	21500567	-
Cruze	Estate	2012	-	→	E20	C-264	A	9,6	1800	75	18,8	→		M	12500567	21500567	-
Cruze	Estate	2012	-	→	E20	C-265	V	9,6	1800	75	21,2	→		M	12500567	21500567	-
Epica	4D	2006	-	2009	E20	C-276	A	9,2	1700	75	19,9		✂		16290511		-
Epica	4D while stocks last	2006	-	2009	E20	C-277	H	9,2	1700	75	21,3		✂		16290511		-
Lacetti	4D	2003	-	2010	e20	C-266	A	7,0	1200	75	17,1						
Lacetti	4D	2003	-	2010	e20	C-267	H	7,0	1200	75	19,1						
Lacetti	5D	2004	-	2010	e20	C-270	A	7,2	1200	75	14,8	→					
Lacetti	5D while stocks last	2004	-	2010	e20	C-271	H	7,2	1200	75	20,8	→					
Lacetti	Estate	2004	-	2010	e20 E20	C-274	A	7,2	1250	75	16,1	→					
Nubira	4D	2003	-	2013	e20	C-266	A	7,0	1200	75	17,1						
Nubira	4D	2003	-	2013	e20	C-267	H	7,0	1200	75	19,1						
Nubira	Estate	2004	-	2011	e20 E20	C-274	A	7,2	1250	75	16,1	→					
Orlando		01/2011	-	2018	e20	C-288	A	9,9	1600	75	18,2	→	✂	M	12500567	21500567	-
Orlando		01/2011	-	2018	e20	C-289	H	9,9	1600	75	20,2	→	✂	M	12500567	21500567	-
Tacuma / Rezzo		2000	-	2009	E20	D-180	A	8,2	1500	75	18,1	→	✂				
Trax		2013	-	2019	E20	O-165	A	8,7	1500	75	20,3	→	✂	M	12500567	21500567	-
Trax		2013	-	2019	E20	O-166	V	8,7	1500	75	22,6	→	✂	M	12500567	21500567	-

CHRYSLER

300C	4D (incl. 4WD) (exc. SRT)	06/2004	-	10/2011	E20	C-210	A	10,1	1800	100	15,9			M			
300C	4D (incl. 4WD) (exc. SRT)	06/2004	-	10/2011	E20	C-211	H	10,1	1800	100	17,7			M			
300C	Touring (Estate) (incl 4WD) (oprócz SRT)	06/2004	-	01/2011	E20	C-210	A	10,1	1800	100	15,9			M			
300C	Touring (Estate) (incl 4WD) (oprócz SRT)	06/2004	-	01/2011	E20	C-211	H	10,1	1800	100	17,7			M			
Voyager / Grand Voyager		09/1995	-	04/2001	e20	D-300	B	10,0	1600	80	18,9	→					
Voyager / Grand Voyager		04/2001	-	2008	e20 E20	C-200/1	A	9,9	1600	80	21,3	→					
Voyager / Grand Voyager	while stocks last	04/2001	-	2008		C-202/1	V	9,9	1600	80	20,0	→					
Voyager	(LWB) (Stow'n Go)	2005	-	2008	e20	C-205	A	10,7	1800	85	25,9	→	✂	M			

			ece/ ec	Catalog no									Dedicated wire harness 7 pin	Dedicated wire harness 13 pin	program- ming
Voyager	(LWB) (Stow'n Go)	2005 - 2008	e20	C-206	V	10,7	1800	85	28,0	→		M			
Grand Voyager	(Stow'n Go)	2008 - 2011	E20	C-207	A	11,3	2000	130	25,5	→		M			
Grand Voyager	(Stow'n Go)	2008 - 2011	E20	C-208	H	11,3	2000	130	27,3	→		M			
Pacifica	(Minivan) (excl. Hybrid)	02/2016 - 2020	E20	C-217	A	12,0	2100	110	25,8	→		M			
Pacifica	(Minivan) (excl. Hybrid)	02/2016 - 2020	E20	C-218	V	12,0	2100	110	28,1	→		M			
PT Cruiser	(incl. Cabrio)	2000 - 2010	E20	C-215	A	7,7	1300	80	19,9			M			
Sebring	4D (JS)	01/2007 - 2010	E20	C-213	A	8,8	1500	90	22,9	→		M			
Sebring	4D (JS)	01/2007 - 2010	E20	C-214	H	8,8	1500	90	24,7	→		M			

CITROEN																
Berlingo I		1996 - 12/2002	e20 E20	C-021	A	7,0	1100	70	13,6							-
Berlingo I		01/2003 - 2010	e20 E20	C-021	A	7,0	1100	70	13,6							-
Berlingo II	(lenght 4628 mm)	2008 - 10/2011	e20	C-015	A	8,7	1600	70	22,0			M				•
Berlingo II	(lenght 4628 mm)	11/2011 - 2018	e20	C-015	A	8,7	1600	70	22,0			M				•
Berlingo II	(lenght 4628 mm)	2008 - 10/2011	e20	C-016	H	8,7	1600	70	26,2			M				•
Berlingo II	(lenght 4628 mm)	11/2011 - 2018	e20	C-016	H	8,7	1600	70	26,2			M	12050526			•
Berlingo II	(incl. Multispace) (dl. calkowita 4380 mm)	2008 - 10/2011	E20	C-023	A	9,3	1600	85	20,4			M	12050526			•
Berlingo II	(incl. Multispace) (dl. calkowita 4380 mm)	11/2011 - 2018	E20	C-023	A	9,3	1600	85	20,4			M	12050526			•
Berlingo II	(incl. Multispace) (dl. calkowita 4380 mm)	2008 - 10/2011	E20	C-024	H	9,3	1600	85	22,0			M	12050526			•
Berlingo II	(incl. Multispace) (dl. calkowita 4380 mm)	11/2011 - 2018	E20	C-024	H	9,3	1600	85	22,0			M	12050526			•
Berlingo II	(incl. Multispace) (dl. calkowita 4380 mm)	2008 - 10/2011	E20	O-158	V	9,3	1600	85	17,2			M	12050526			
Berlingo II	(incl. Multispace) (dl. calkowita 4380 mm)	11/2011 - 2018	E20	O-158	V	9,3	1600	85	17,2			M	12050526			
Berlingo III	(M) (lenght 4403 mm)	2018 - →	E20	C-023	A	9,3	1600	85	20,6			M	12050526			•
Berlingo III	(M) (lenght 4403 mm)	2018 - →	E20	C-024	H	9,3	1600	85	22,0			M	12500612	21500612		•
Berlingo III	(M) (lenght 4403 mm)	2018 - →	E20	O-158	V	9,3	1600	85	17,2			M	12500612	21500612		
Berlingo III	(XL) (lenght 4753 mm)	2018 - →	E20	C-059	A	9,3	1600	85	21,4			M	12500612	21500612		•
Berlingo III	(XL) (lenght 4753 mm)	2018 - →	E20	C-060	H	9,3	1600	85	22,6			M	12500612	21500612		•
C1		2005 - 2014	E20	C-008	A	3,5	500	75	14,7			M	12500612	21500612		
C1	(Use only as bicycle carrier)	2005 - 2014	E20	C-009	H	3,5	500	75	16,5			M	12500612	21500612		
C2	3D	2003 - 09/2005	E20	C-017	A	4,2	600	27	14,9				12500612	21500612		
C2	3D	2003 - 09/2005	E20	C-018	H	4,2	600	27	16,8				12500612	21500612		
C2	3D	10/2005 - 2010	E20	C-017	A	4,2	600	27	14,9			M				•
C2	3D	10/2005 - 2010	E20	C-018	H	4,2	600	27	16,8			M				•
C3	5D	05/2002 - 09/2005	e20	C-025	A	6,1	1100	50	14,7	→						
C3	5D	10/2005 - 2009	e20	C-025	A	6,1	1100	50	14,7	→		M				•
C3	5D	05/2002 - 09/2005	E20	C-031	H	6,1	1100	50	17,0	→						
C3	5D	10/2005 - 2009	E20	C-031	H	6,1	1100	50	17,0	→		M				•
C3 II	5D	11/2009 - 09/2016	E20	C-010	A	7,0	1250	60	13,9			M				•
C3 II	5D	11/2009 - 09/2016	E20	C-011	V	7,0	1250	60	16,7			M	12500575	21500575		•
C3 III	(SX)	07/2016 - →	E20	P-019	A	7,2	1300	55	17,3	→		M	12500575	21500575		•
C3 III	(SX)	07/2016 - →	E20	P-020	V	7,2	1300	55	19,8	→		M	12500575	21500575		•
C3 Picasso		2009 - 2017	E20	C-012	A	7,3	1200	65	17,4	→		M	12500575	21500575		•

			ece/ ec	Catalog no									Dedicated wire harness 7 pin	Dedicated wire harness 13 pin	program- ming
C3 Picasso		2009 - 2017	E20	C-013	V	7,3	1200	65	19,9	→	✂	M			•
C3 Aircross II		2017 - →	E20	C-057	A	7,7	1300	80	16,5	→	✂	M			•
C3 Aircross II		2017 - →	E20	C-058	V	7,7	1300	80	18,5	→	✂	M			•
C4	3/5D	2004 - 10/2010	e4	C-026	A	8,1	1500	65	16,4	→		M			•
C4	3/5D	2004 - 10/2010	E20	C-029	H	8,1	1500	65	18,9	→	✂	M			•
C4 II	5D	11/2010 - 2018	E20	C-043	A	9,1	1800	75	18,5		✂	M	12500536 with reversing sensors	21500512 without reversing sensors	•
C4 II	5D	11/2010 - 2018	E20	C-044	V	9,1	1800	75	20,5		✂	M	12500536 with reversing sensors	21500512 without reversing sensors	•
C4 III	5D	10/2020 - →	E20	C-061	A	8,50	1400	90		→	✂	M	12500565	21500565	•
C4 III	5D	10/2020 - →	E20	C-062	V	8,50	1400	90		→	✂	M	12500565	21500565	•
C4 Cactus I		2014 - 2018	E20	C-051	A	6,2	1000	70	19,5	→		M	12500565 for cars till 06.2021	21500565 for cars till 06.2021	•
C4 Cactus I		2014 - 2018	E20	C-052	V	6,2	1000	70	22,7	→	✂	M	12500565 for cars till 06.2021	21500565 for cars till 06.2021	•
C4 Cactus I	Facelift	2018 - →	E20	C-051	A	6,2	1000	70	19,5	→		M			
C4 Cactus I	Facelift	2018 - →	E20	C-052	V	6,2	1000	70	22,7	→	✂	M			
C4 Picasso		2006 - 03/2011	e20	C-041	A	9,7	1800	75	19,6			M		26500516	•
C4 Picasso		04/2011 - 2013	e20	C-041	A	9,7	1800	75	19,6			M		21500526	•
C4 Picasso		2006 - 03/2011	e20	C-042	H	9,7	1800	75	21,9			M		21500526	•
C4 Picasso		04/2011 - 2013	e20	C-042	H	9,7	1800	75	21,9			M		21500526	•
C4 Grand Picasso		2006 - 03/2011	e20	C-041	A	9,7	1800	75	19,6			M			•
C4 Grand Picasso		04/2011 - 2013	e20	C-041	A	9,7	1800	75	19,6			M	12500535		•
C4 Grand Picasso		2006 - 03/2011	e20	C-042	H	9,7	1800	75	21,9			M	12500535		•
C4 Grand Picasso		04/2011 - 2013	e20	C-042	H	9,7	1800	75	21,9			M	12500535		•
C4 Picasso		2013 - 2018	E20	C-049	A	9,6	1750	70	20,0	→	✂	M	12500535		•
C4 Picasso		2013 - 2018	E20	C-050	V	9,6	1750	70	22,4	→	✂	M	12050523 for cars from 08/2012 – 2016	26500548 for cars from 2011 – 07/2012 /21050523 for cars from 08/2012 – 2016	•
C4 Grand Picasso		2013 - 2018	E20	C-049	A	9,6	1750	70	20,0	→	✂	M	12050523 for cars from 08/2012 – 2016	26500548 for cars from 2011 – 07/2012 /21050523 for cars from 08/2012 – 2016	•
C4 Grand Picasso		2013 - 2018	E20	C-050	V	9,6	1750	70	22,4	→	✂	M			•
C5	4/5D	03/2001 - 09/2004	e20	C-032	A	9,3	1800	75	20,9	→					•
C5	4/5D while stocks last	03/2001 - 09/2004	E20	C-033	H	9,3	1800	75	22,7	→					•
C5	4/5D	10/2004 - 04/2008	e20	C-035	A	9,3	1800	75	22,3	→	✂	M			•
C5	4/5D	10/2004 - 04/2008	E20	C-036	H	9,3	1800	75	22,9	→	✂	M			•
C5	4D (excl. 2.2 HD / 2.7 HDI)	05/2008 - 2017	E20	C-037	A	10,4	1900	80	21,6	→		M			•
C5	4D (excl. 2.2 HD / 2.7 HDI)	05/2008 - 2017	E20	C-038	V	10,4	1900	80	24,0	→	✂	M			•
C5	Estate	2001 - 09/2004	e20 E20	C-027	A	10,2	2000	85	20,7				12050505		•
C5	Estate while stocks last	2001 - 09/2004	E20	C-034	H	10,2	2000	85	22,5				12050505		•
C5	Estate	09/2004 - 2008	e20 E20	C-027	A	10,2	2000	85	20,7			M	12050505		•
C5	Estate	09/2004 - 2008	E20	C-034	H	10,2	2000	85	22,5			M	12050505		•
C5	Estate (excl. 2.2 HDI / 3.0HDI)	2008 - 2017	E20	C-039	A	10,4	1900	80	24,9	→		M	12050520		•

					ece/ ec	Catalog no		D (kg)	R (kg)	S (kg)					Dedicated wire harness 7 pin	Dedicated wire harness 13 pin	program- ming
C5	Estate (excl. 2.2 HDI / 3.0HDI)	2008	-	2017	E20	C-040	V	10,4	1900	80	27,4	→		M	12050520		●
C5 Aircross	(A_) (excl. Hybrid)	11/2018	-	→	E20	P-062	A	10,1	2000	90	19,3	→		M	12050520		●
C5 Aircross	(A_) (excl. Hybrid)	11/2018	-	→	E20	P-063	V	10,1	2000	90	21,0	→		M	12050520		●
C8		2002	-	04/2005	e20	F-147	A	10,8	1900	100	16,5	→		M			
C8		05/2005	-	2014	e20	F-147	A	10,8	1900	100	16,5	→		M			●
C8		2002	-	04/2005	E20	F-146	H	10,8	1900	100	18,3	→		M	12050510		
C8		05/2005	-	2014	E20	F-146	H	10,8	1900	100	18,3	→		M	12050510		●
C-Crosser	when the ball is mounted, it is not possible to open the lower tailgate	09/2007	-	2012	e20 E20	M-354	A	11,0	2000	100	20,9				16050515 for cars from 2009 – 07/2011/ 12050510 for cars from 10/2015		-
C-Crosser	when the ball is mounted, it is not possible to open the lower tailgate	09/2007	-	2012	e20 E20	M-355	H	11,0	2000	100	18,4				16050515 for cars from 2009 – 07/2011/ 12050510 for cars from 10/2015		-
C-Elysee II	4D	2012	-	→	E20	C-045	A	7,3	1400	75	12,8	→		M	12050521	21050521	
C-Elysee II	4D	2012	-	→	E20	C-046	H	7,3	1400	75	18,9	→		M	12050521	21050521	
DS3		11/2009	-	2016	E20	C-053	A	7,0	1250	80	13,9			M	12500535		●
DS3		11/2009	-	2016	E20	C-054	H	7,0	1250	80	16,3			M	12500535		●
DS4		2011	-	2018	E20	C-047	A	9,0	1750	75	17,7			M	12500535		●
DS4		2011	-	2018	E20	C-048	H	9,0	1750	75	20,1			M	12500535		●
DS5		11/2011	-	2019	E20	C-055	A	8,7	1500	75	24,2	→		M			●
DS5		11/2011	-	2019	E20	C-056	V	8,7	1500	75	25,2	→		M	12500558	21500558	●
Jumper	Van, Minibus	03/1994	-	06/1999	e20	F-062	E	12,5	2000	100	25,8				12500558	21500558	
Jumper	Van, Minibus	07/1999	-	12/2002	e20	F-062	E	12,5	2000	100	25,8						
Jumper	Van, Minibus	2003	-	2006	e20	F-062	E	12,5	2000	100	25,8				16500519		
Jumper	Van, Minibus (incl. L4/XL) (in case of additional stiffen of the rear bumper of the car it is necessary to order WZ-064)	2006	-	01/2011	E20	F-064	E	16,2	3100	130	25,0	→		M	16500519		-
Jumper	Van, Minibus (incl. L4/XL) (in case of additional stiffen of the rear bumper of the car it is necessary to order WZ-064)	2006	-	01/2011	E20	F-081	H	16,2	3100	130	24,8	→		M			-
Jumper	Van, Minibus (incl. L4/XL) (in case of additional stiffen of the rear bumper of the car it is necessary to order WZ-064)	02/2011	-	02/2014	E20	F-064	E	16,2	3100	130	25,0	→		M			-
Jumper	Van, Minibus (incl. L4/XL) (in case of additional stiffen of the rear bumper of the car it is necessary to order WZ-064)	02/2011	-	02/2014	E20	F-081	H	16,2	3100	130	24,8	→		M			-
Jumper	Van, Minibus (incl. L4/XL) (in case of additional stiffen of the rear bumper of the car it is necessary to order WZ-064)	03/2014	-	→	E20	F-064	E	16,2	3100	130	25,0	→		M			-
Jumper	Van, Minibus (incl. L4/XL) (in case of additional stiffen of the rear bumper of the car it is necessary to order WZ-064)	03/2014	-	→	E20	F-081	H	16,2	3100	130	24,8	→		M	12050530	21050530	-
Jumper	Box Van	03/1994	-	06/1999	e20	F-062	E	12,5	2000	100	25,8				12050530	21050530	
Jumper	Box Van	07/1999	-	12/2002	e20	F-062	E	12,5	2000	100	25,8				12050530	21050530	
Jumper	Box Van	2003	-	2006	e20	F-062	E	12,5	2000	100	25,8				12050530	21050530	-
Jumper	Box Van (incl. L4/XL)	2006	-	02/2014	e20	F-066	E	15,9	3000	120	24,5			M	12050530	21050530	

					ece/ ec	Catalog no									Dedicated wire harness 7 pin	Dedicated wire harness 13 pin	program- ming
Jumper	Box Van (incl. L4/XL)	03/2014	-	→	e20	F-066	E	15,9	3000	120	24,5			M	12050530	21050530	
Jumpy		1995	-	2006	e20	F-133	A	10,2	1800	80	14,6	→			12050530	21050530	
Jumpy II	(incl. Long L2) (excl. version with height control suspension)	2007	-	06/2016	e4	F-148	A	12,0	2000	80	16,5	→		M	12050530	21050530	•
Jumpy II	(incl. Long L2) (excl. version with height control suspension)	2007	-	06/2016	e4	F-149	H	12,0	2000	80	18,0	→		M			•
Jumpy III	(L1/XS/Compact) (L2/M/Standard) (L3/XL/Long)	04/2016	-	→	E20	T-183	A	13,6	2500	120	22,9	→		M	12500558	21500558	•
Jumpy III	(L1/XS/Compact) (L2/M/Standard) (L3/XL/Long)	04/2016	-	→	E20	T-184	V	13,6	2500	120	22,9	→		M			•
Nemo		2008	-	→	e4	F-072	A	7,5	1300	75	13,8			M	12500558	21500558	-
Nemo		2008	-	→	e4	F-073	H	7,5	1300	75	15,3			M			-
Saxo	3/5D	04/1996	-	2004	e20 E20	C-105	B	6,1	1100	50	12,7						
SpaceTourer	(L1/XS/Compact) (L2/M/Standard) (L3/XL/Long)	04/2016	-	→	E20	T-183	A	13,6	2500	120	22,9	→		M	12500626	21500626	•
SpaceTourer	(L1/XS/Compact) (L2/M/Standard) (L3/XL/Long)	04/2016	-	→	E20	T-184	V	13,6	2500	120	22,9	→		M	12500626	21500626	•
Xsara	3/5D	09/1997	-	2004	e20	C-127	A	7,3	1300	80	17,0						
Xsara	Estate	05/1998	-	2005	e20	C-125	B	7,3	1300	80	17,7						
Xsara Picasso	5D	09/1999	-	03/2004	e20	C-129	A	7,6	1300	80	15,0						
Xsara Picasso	5D	04/2004	-	2011	e20	C-129	A	7,6	1300	80	15,0						

CUPRA

Formentor		2020	-	→	E20	C-301	A	10,70	2100	110		→		M	12500601 for cars without preparation	21500601 for cars without preparation 21500641 for cars with preparation	•
Formentor		2020	-	→	E20	C-302	V	10,70	2100	110		→		M	12500601 for cars without preparation	21500601 for cars without preparation 21500641 for cars with preparation	•

DACIA

Dokker	(incl. Stepway) incl. PDC (sensors detect the ball) incl. AdBlue	2012	-	→	E20	D-008	A	7,5	1400	75	19,9	→		M		21620508	-
Dokker	(incl. Stepway) incl. PDC (sensors detect the ball) incl. AdBlue	2012	-	→	E20	D-009	H	7,5	1400	75	22,3	→		M		21620508	-
Duster I	2WD / 4WD	2010	-	2013	e20 E20	D-012	A	9,0	1500	75	17,2	→			12620511	21620511	-
Duster I	2WD / 4WD	2010	-	2013	e20 E20	D-013	V	9,0	1500	75	20,7	→			12620511	21620511	-
Duster I	2WD / 4WD (face lift)	2013	-	2018	E20	D-014	A	9,0	1500	75	17,2			M	12620511	21620511	-
Duster I	2WD / 4WD (face lift)	2013	-	2018	E20	D-015	V	9,0	1500	75	20,3			M	12620511	21620511	-
Duster II	2WD / 4WD (excl. version with AdBlue)	2018	-	08/2021	E20	D-014	A	9,0	1500	75	17,2			M	12620520	21620520	-
Duster II	2WD / 4WD (excl. version with AdBlue)	2018	-	08/2021	E20	D-015	V	9,0	1500	75	20,3			M	12620520	21620520	-
Duster II	2WD / 4WD Version with AdBlue	2018	-	08/2021	E20	D-016	A	9,0	1500	80	17,2			M	12620520	21620520	-
Duster II	2WD / 4WD Version with AdBlue	2018	-	08/2021	E20	D-017	V	9,0	1500	80	19,5			M	12620520	21620520	-
Duster II	2WD / 4WD (incl. LPG)	08/2021	-	→	E20	D-016	A	9,0	1500	80	17,2			M	12620520	21620520	-
Duster II	2WD / 4WD (incl. LPG)	08/2021	-	→	E20	D-017	V	9,0	1500	80	15,1			M	12620520	21620520	-
Jogger		2022	-	→	E20	D-042	A	8,1	1450	80	18,9			M	12500673	21500673	-
Jogger		2022	-	→	E20	D-043	V	8,1	1450	80	15,1			M	12500673	21500673	-
Lodgy	(excl. AdBlue)	2012	-	02/2022	E20	D-054	A	8,1	1450	75	18,0			M		21620506	-
Lodgy	(excl. AdBlue)	2012	-	02/2022	E20	D-055	V	8,1	1450	75	17,5			M		21620506	-

					ece/ ec	Catalog no									Dedicated wire harness 7 pin	Dedicated wire harness 13 pin	program- ming
Logan I	4D	09/2004	-	06/2008	e4	D-050	A	6,4	1100	75	20,2	→					
Logan I	4D	07/2008	-	2013	e4	D-050	A	6,4	1100	75	20,2	→					
Logan II	4D	2013	-	2020	E20	D-047	A	6,5	1100	75	15,1			M			
Logan II	4D	2013	-	2020	E20	D-048	H	6,5	1100	75	16,8			M			
Logan III	4D	05/2021	-	→	E20	D-058	A	6,9	1200	80	18,6	→		M			
Logan III	4D	05/2021	-	→	E20	D-059	V	6,9	1200	80	14,6	→		M			
Logan I	MCV (Estate)	03/2007	-	2013	e4	D-052	A	8,0	1300	75	23,0						
Logan I	MCV (Estate)	03/2007	-	2013	E20	D-053	H	8,0	1300	75	24,0						
Logan II	MCV (Estate)	2013	-	2016	E20	D-056	A	8,0	1300	75	19,3		✂	M			
Logan II	MCV (Estate)	2013	-	2016	E20	D-057	V	8,0	1300	75	21,8		✂	M			
Logan II	MCV (Estate)	2017	-	2020	E20	D-056	A	8,0	1300	75	19,3		✂	M			
Logan II	MCV (Estate)	2017	-	2020	E20	D-057	V	8,0	1300	75	21,8		✂	M			
Sandero I	5D	2008	-	2012	E20	D-080	A	7,3	1360	75	17,2		✂				
Sandero I	5D while stocks last	2008	-	2012	E20	D-081	H	7,3	1360	75	19,1		✂				
Sandero I	Stepway	2008	-	2012	E20	D-080	A	7,3	1360	75	17,2		✂				
Sandero I	Stepway while stocks last	2008	-	2012	E20	D-081	H	7,3	1360	75	19,1		✂				
Sandero II	(incl. LPG)	2013	-	2016	E20	D-082	A	6,8	1200	75	16,5	→	✂	M		21620507	-
Sandero II	(incl. LPG)	2013	-	2016	E20	D-083	H	6,8	1200	75	18,4	→	✂	M		21620507	-
Sandero II	(incl. LPG)	2017	-	2020	E20	D-082	A	6,8	1200	75	16,5	→	✂	M		21620514	-
Sandero II	(incl. LPG)	2017	-	2020	E20	D-083	H	6,8	1200	75	18,4	→	✂	M		21620514	-
Sandero II	Stepway	2013	-	2016	E20	D-084	A	7,3	1100	75	16,2	→	✂	M		21620507	-
Sandero II	Stepway	2013	-	2016	E20	D-085	H	7,3	1100	75	18,0	→	✂	M		21620507	-
Sandero II	Stepway	2017	-	2020	E20	D-084	A	7,3	1100	75	16,2	→	✂	M		21620514	-
Sandero II	Stepway	2017	-	2020	E20	D-085	H	7,3	1100	75	18,0	→	✂	M		21620514	-
Sandero III	(incl. LPG)	2020	-	→	E20	D-086	A	7,3	1300	80	18,7	→	✂	M	12500673 for cars from 01.2021	21500673 for cars from 01.2021	-
Sandero III	(incl. LPG)	2020	-	→	E20	D-087	V	7,3	1300	80	21,6	→	✂	M	12500673 for cars from 01.2021	21500673 for cars from 01.2021	-
Sandero III	Stepway	2020	-	→	E20	D-086	A	7,3	1300	80	18,7	→	✂	M	12500673 for cars from 01.2021	21500673 for cars from 01.2021	-
Sandero III	Stepway	2020	-	→	E20	D-087	V	7,3	1300	80	21,6	→	✂	M	12500673 for cars from 01.2021	21500673 for cars from 01.2021	-

DAEWOO																	
Espero	4D while stocks last	1995	-	1998		D-120	B	6,5	1100	70	19,4	→					
Lanos	4D	1997	-	2003	e20	D-151	A	6,4	1100	50	15,0						
Nubira III	4D	2003	-	2013	e20	C-266	A	7,0	1200	75	17,1						
Nubira III	4D	2003	-	2013	e20	C-267	H	7,0	1200	75	19,1						
Nubira III	Estate	2004	-	2011	e20 E20	C-274	A	7,2	1250	75	16,1	→					
Tacuma / Rezzo		2000	-	2009	E20	D-180	A	8,2	1500	75	18,1	→	✂				
















DODGE																	
Avenger	4D	01/2007	-	2015	E20	C-213	A	8,8	1500	90	22,9	→		M		26500548	-
Avenger	4D	01/2007	-	2015	E20	C-214	H	8,8	1500	90	24,7	→		M		26500548	-
Caliber		2006	-	2012	e4	D-304	A	8,4	1500	85	13,9			M		26500548	-
Caliber	while stocks last	2006	-	2012	e4	D-305	H	8,4	1500	85	20,6			M		26500548	-





					ece/ ec	Catalog no									Dedicated wire harness 7 pin	Dedicated wire harness 13 pin	program- ming
Caravan / Grand Caravan		09/1995	-	04/2001	e20	D-300	B	9,5	1600	80	18,9	→					
Durango III	(WD) (R/T)	2014	-	2020	E20	J-056	A	16,0	3500	140	19,5	→	✂	M			
Durango III	(WD) (R/T)	2014	-	2020	E20	J-057	V	16,0	3500	140	22,2	→	✂	M			
Journey	(JC49)	2008	-	2020	E20	F-074	A	9,6	1600	80	15,7	→	✂	M		26500548	-
Journey	(JC49)	2008	-	2020	e20	F-075	H	9,6	1600	80	17,6	→	✂	M		26500548	-
Nitro	excl. version with spare wheel 20	2007	-	2012	e20	J-054	A	15,3	3500	140	25,3	→	✂				
Nitro	excl. version with spare wheel 20	2007	-	2012	e20	J-055	V	15,3	3500	140	28,0	→	✂				











FIAT																	
126p						F-032	C	2,8	400	30	7,6	→					
500	(incl. TwinAir) (excl. Abarth)	2007	-	→	E20	F-043	A	5,2	800	60	13,4	→		M			
500	(incl. TwinAir) (excl. Abarth)	2007	-	→	E20	F-044	H	5,2	800	60	19,2	→		M			
500	Cabrio (incl. TwinAir)	2010	-	→	E20	F-043	A	5,2	800	60	13,4	→		M			
500	Cabrio (incl. TwinAir)	2010	-	→	E20	F-044	H	5,2	800	60	19,2	→		M			
500 L	(excl. Trekking)	2012	-	2017	E20	F-045	A	7,5	1200	85	15,3	→	✂	M	12050526		-
500 L	(excl. Trekking)	2012	-	2017	E20	F-046	V	7,5	1200	85	17,7	→	✂	M	12050526		-
500 L	Face lift	2017	-	→	E20	F-076	A	7,2	1200	90	17,3	→	✂	M	12050526		-
500 L	Face lift	2017	-	→	E20	F-077	V	7,2	1200	90	19,6	→	✂	M	12050526		-
500 L Trekking		2012	-	2017	E20	F-060	A	7,2	1200	90	17,1	→	✂	M	12050526		-
500 L Trekking		2012	-	2017	E20	F-061	V	7,2	1200	90	19,2	→	✂	M	12050526		-
500 L Cross		2018	-	→	E20	F-060	A	7,2	1200	90	17,1	→	✂	M	12050526		-
500 L Cross		2018	-	→	E20	F-061	V	7,2	1200	90	19,2	→	✂	M	12050526		-
500X		2014	-	2017	E20	J-067	A	9,5	1500	100	17,4	→	✂	M	12500612	21500612	-
500X		2014	-	2017	E20	J-067	A	9,5	1500	100	17,4	→	✂	M	12500612	21500612	-
500X		2014	-	2017	E20	J-068	V	9,5	1500	100	20,7	→	✂	M	12500612	21500612	-
500X		2014	-	2017	E20	J-068	V	9,5	1500	100	20,7	→	✂	M	12500612	21500612	-
500X		2014	-	2017	E20	J-073	A	10,2	1900	110	17,9	→	✂	M	12500612	21500612	-
500X		2014	-	2017	E20	J-074	V	10,2	1900	110	19,8	→	✂	M	12500612	21500612	-
500X	Series 2	2018	-	→	E20	J-073	A	10,2	1900	110	17,9	→	✂	M	12500612	21500612	-
500X	Series 2	2018	-	→	E20	J-074	V	10,2	1900	110	19,8	→	✂	M	12500612	21500612	-
Albea	4D while stocks last	2001	-	2010	E20	F-042	B	6,0	1000	50	20,2	→					
Bravo	3D	09/1995	-	09/2001	e20	F-050	B	7,2	1300	70	13,3	→					
Bravo II	5D	2007	-	2015	e4	F-048	A	7,9	1400	60	16,0	→		M			
Bravo II	5D	2007	-	2015	e4	F-049	H	7,9	1400	60	18,4	→		M			
Cinquecento	while stocks last	1992	-	1998		F-055	B	2,9	400	30	12,1	→					
Croma	Estate	2005	-	2011	e4	F-056	A	8,9	1700	75	20,2	→	✂	M			
Doblo	(incl. Cargo Maxi)	2000	-	2009	e4	F-058	A	7,6	1300	90	18,7	→	✂	M			
Doblo	(oprócz CNG) (incl. Maxi)	02/2010	-	2022	e4	F-068	A	9,3	1500	75	23,2	→		M	12500575	21500575	-
Doblo	(oprócz CNG) (incl. Maxi)	02/2010	-	2022	e4	F-069	V	9,3	1500	75	25,7	→		M	12500575	21500575	-
Doblo	only CNG (incl. Maxi)	02/2010	-	2022	E20	F-070	A	9,3	1500	75	21,9	→	✂	M	12500575	21500575	-
Doblo	only CNG (incl. Maxi) while stocks last	02/2010	-	2022	E20	F-071	V	9,3	1500	75	24,8	→	✂	M	12500575	21500575	-
Doblo Work-Up	Pickup (excl. AdBlue)	08/2011	-	2022	E20	F-078	A	9,3	1500	100	18,4	→		M			











					ece/ ec	Catalog no									Dedicated wire harness 7 pin	Dedicated wire harness 13 pin	program- ming
Doblo Work-Up	Pickup (excl. AdBlue) while stocks last	08/2011	-	2022	E20	F-079	V	9,3	1500	100	20,7	→		M			
Ducato	Van, Minibus	03/1994	-	06/1999	e20	F-062	E	12,5	2000	100	25,8						
Ducato	Van, Minibus	07/1999	-	12/2002	e20	F-062	E	12,5	2000	100	25,8						
Ducato	Van, Minibus	2003	-	2006	e20	F-062	E	12,5	2000	100	25,8						
Ducato	Van, Minibus (incl. L4/XL) (in case of additional stiffen of the rear bumper of the car it is necessary to order WZ-064)	2006	-	01/2011	E20	F-064	E	16,2	3100	130	25,0	→		M	12500536 with reversing sensors	21500512 without reversing sensors	-
Ducato	Van, Minibus (incl. L4/XL) (in case of additional stiffen of the rear bumper of the car it is necessary to order WZ-064)	2006	-	01/2011	E20	F-081	H	16,2	3100	130	24,8	→		M	12500536 with reversing sensors	21500512 without reversing sensors	-
Ducato	Van, Minibus (incl. L4/XL) (in case of additional stiffen of the rear bumper of the car it is necessary to order WZ-064)	02/2011	-	02/2014	E20	F-064	E	16,2	3100	130	25,0	→		M	12500565	21500565	-
Ducato	Van, Minibus (incl. L4/XL) (in case of additional stiffen of the rear bumper of the car it is necessary to order WZ-064)	02/2011	-	02/2014	E20	F-081	H	16,2	3100	130	24,8	→		M	12500565	21500565	-
Ducato	Van, Minibus (incl. L4/XL) (in case of additional stiffen of the rear bumper of the car it is necessary to order WZ-064)	03/2014	-	→	E20	F-064	E	16,2	3100	130	25,0	→		M	12500565 for cars till 06.2021	21500565 for cars till 06.2021	-
Ducato	Van, Minibus (incl. L4/XL) (in case of additional stiffen of the rear bumper of the car it is necessary to order WZ-064)	03/2014	-	→	E20	F-081	H	16,2	3100	130	24,8	→		M	12500565 for cars till 06.2021	21500565 for cars till 06.2021	-
Ducato	Box Van	03/1994	-	06/1999	e20	F-062	E	12,5	2000	100	25,8						
Ducato	Box Van	07/1999	-	12/2002	e20	F-062	E	12,5	2000	100	25,8						
Ducato	Box Van	2003	-	2006	e20	F-062	E	12,5	2000	100	25,8					26500516	-
Ducato	Box Van (incl. L4/XL)	2006	-	02/2014	e20	F-066	E	15,9	3000	120	24,5			M		21500526	-
Ducato	Box Van (incl. L4/XL)	03/2014	-	→	e20	F-066	E	15,9	3000	120	24,5			M		21500526	-
Ducato	Box Van Extended loading part	03/2014	-	→	E20	F-067	E	17,1	3000	120	28,4			M		21500526	-
Ducato Sollers		2008	-	→	E20	F-063	E	12,5	2200	110	26,0						
Fiorino		2008	-	07/2016	e4	F-072	A	7,5	1300	75	13,8		✂	M	12500535		-
Fiorino		2008	-	07/2016	e4	F-073	H	7,5	1300	75	15,3		✂	M	12500535		-
Fiorino		08/2016	-	→	e4	F-072	A	7,5	1300	75	13,8		✂	M	12500535		-
Fiorino		08/2016	-	→	e4	F-073	H	7,5	1300	75	15,3		✂	M	12500535		-
Freemont		2011	-	2016	E20	F-074	A	9,6	1600	80	15,7	→	✂	M	12050523 for cars from 08/2012 – 2016	26500548 for cars from 2011 – 07/2012 /21050523 for cars from 08/2012 – 2016	-
Freemont		2011	-	2016	e20	F-075	H	9,6	1600	80	17,6	→	✂	M	12050523 for cars from 08/2012 – 2016	26500548 for cars from 2011 – 07/2012 /21050523 for cars from 08/2012 – 2016	-
Fullback	Pickup (4WD) Double Cab	2015	-	08/2019	E20	M-334	E	14,8	3100	125	29,5	→		M			
Fullback	Pickup (4WD) Double Cab	2015	-	08/2019	E20	M-335	V	14,8	3100	125	30,0	→		M			
Fullback	Pickup (4WD) Double Cab USA standard tap. ZK-(ISO50) ball assembly in set	2015	-	08/2019	E20	M-333	ZK-4	14,8	3100	150	31,7	→		M			
Linea		2007	-	2015	E20	F-095	A	7,3	1200	75	17,8	→	✂	M			
Linea	4D while stocks last	2007	-	2015	E20	F-096	V	7,3	1200	75	19,3	→	✂	M			
Multipla		11/1998	-	09/2004	e20	F-110	A	8,0	1300	70	14,8						
Multipla		09/2004	-	2010	e20	F-110	A	8,0	1300	70	14,8		✂				

























					ece/ ec	Catalog no								Dedicated wire harness 7 pin	Dedicated wire harness 13 pin	program- ming	
Panda II	5D	2003	-	2012	e20	F-116	A	6,4	1100	60	13,5	→	M	12050505		-	
Panda II	5D while stocks last	2003	-	2012	E20	F-117	H	6,4	1100	60	15,2	→	M	12050505		-	
Panda II 4x4	(4WD)	2004	-	2011	E20	F-123	A	6,2	1000	70	14,1		M	12050505		-	
Panda II 4x4	(4WD) while stocks last	2004	-	2011	E20	F-124	H	6,2	1000	70	16,4	✂	M	12050505		-	
Panda III	5D (excl. Cross)	01/2012	-	→	E20	F-114	A	6,1	1000	70	15,9	→	M	12050520		-	
Panda III	5D (excl. Cross)	01/2012	-	→	E20	F-115	V	6,1	1000	70	18,6	→	M	12050520		-	
Panda III 4x4	(4WD) (incl. Van) (excl. Cross)	2012	-	→	E20	F-150	A	6,3	1000	60	16,2	→	✂	M	12050520		-
Panda III 4x4	(4WD) (incl. Van) (excl. Cross)	2012	-	→	E20	F-151	V	6,3	1000	60	18,4	→	✂	M	12050520		-
Punto II	3/5D	09/1999	-	06/2003	E20	F-126	A	6,4	1100	60	15,8	→	M				
Punto II	3/5D	06/2003	-	2010	E20	F-126	A	6,4	1100	60	15,8	→	M				
Punto Grande	3/5D	09/2005	-	2013	e20	F-128	A	7,0	1200	60	16,4	→	✂	M	12050510		-
Punto Grande	3/5D	09/2005	-	2013	E20	F-125	V	7,0	1200	60	17,9	→	✂	M	12050510		-
Punto Evo	3/5D	2009	-	2018	e20	F-128	A	7,0	1200	60	16,3	→	✂	M	16050515 for cars from 2009 – 07/2011/ 12050510 for cars from 10/2015		-
Punto Evo	3/5D	2009	-	2018	E20	F-125	V	7,0	1200	60	17,9	→	✂	M	16050515 for cars from 2009 – 07/2011/ 12050510 for cars from 10/2015		-
Punto	3/5D	2012	-	2018	e20	F-128	A	7,0	1200	60	16,3	→	✂	M	12050521	21050521	-
Punto	3/5D	2012	-	2018	E20	F-125	V	7,0	1200	60	17,9	→	✂	M	12050521	21050521	-
Qubo		2008	-	07/2016	e4	F-072	A	7,5	1300	75	13,8		✂	M	12500535		-
Qubo		2008	-	07/2016	e4	F-073	H	7,5	1300	75	15,3		✂	M	12500535		-
Qubo		08/2016	-	→	e4	F-072	A	7,5	1300	75	13,8		✂	M	12500535		-
Qubo		08/2016	-	→	e4	F-073	H	7,5	1300	75	15,3		✂	M	12500535		-
Scudo		1995	-	2001	e20	F-133	A	10,2	1800	80	14,6	→					
Scudo II	(incl. Long L2) (excl. version with height control suspension)	2007	-	2016	e4	F-148	A	12,0	2000	80	16,5	→	✂	M	12500558	21500558	●
Scudo II	(incl. Long L2) (excl. version with height control suspension)	2007	-	2016	e4	F-149	H	12,0	2000	80	18,0	→	✂	M	12500558	21500558	●
Seicento		05/1998	-	2016	E20	F-132	B	3,0	400	30	12,7	→					
Sedici	5D 2WD/4WD	2006	-	2014	e4	F-143	A	7,3	1350	75	21,1	→	✂		16500519		-
Sedici	5D 2WD/4WD	2006	-	2014	E20	F-144	H	7,3	1350	75	23,1	→	✂		16500519		-
Stilo	5D	10/2001	-	2010	e20	F-135	B	7,8	1300	60	20,9	→	✂	M			
Stilo Multiwagon		2002	-	2008	E20	F-139	A	8,1	1500	85	22,3	→	✂	M			
Talento	Van, Minibus (incl. Long)	2016	-	2020	E20	R-128	E	12,3	2100	100	22,2		M				
Talento	Van, Minibus (incl. Long)	2016	-	2020	E20	R-141	E	13,8	2500	120			M				
Tipo	4D	2016	-	→	E20	F-152	A	8,2	1500	90	17,8	→	✂	M	12050530	21050530	-
Tipo	4D	2016	-	→	E20	F-153	V	8,2	1500	90	20,4	→	✂	M	12050530	21050530	-
Tipo	5D	2016	-	→	E20	F-154	A	8,2	1500	90	17,9	→	✂	M	12050530	21050530	-
Tipo	5D	2016	-	→	E20	F-155	V	8,2	1500	90	20,3	→	✂	M	12050530	21050530	-
Tipo	Estate	2016	-	→	E20	F-156	A	8,2	1500	90	17,9	→	✂	M	12050530	21050530	-
Tipo	Estate	2016	-	→	E20	F-157	V	8,2	1500	90	20,8	→	✂	M	12050530	21050530	-
Tipo Cross	5D hatchback	2020	-	→	E20	F-158	A	8,6	1600	90	18,2	→	✂	M	12050530	21050530	-










					ece/ ec	Catalog no									Dedicated wire harness 7 pin	Dedicated wire harness 13 pin	program- ming
Tipo Cross	5D hatchback	2020	-	→	E20	F-159	V	8,6	1600	90	21,1	→		M	12050530	21050530	-
Ulysse		2002	-	04/2005	e20	F-147	A	10,8	1900	100	16,5	→		M			
Ulysse		05/2005	-	2011	e20	F-147	A	10,8	1900	100	16,5	→		M	12500558	21500558	•
Ulysse		2002	-	04/2005	E20	F-146	H	10,8	1900	100	18,3	→		M			
Ulysse		05/2005	-	2011	E20	F-146	H	10,8	1900	100	18,3	→		M	12500558	21500558	•
Uno	3/5D	1983	-	2002	e20	F-145/1	A	5,3	900	50	15,1	→					

FORD																	
B-Max		2012	-	2017	E20	F-201	A	7,0	1000	70	16,0	→		M	12060533		-
B-Max		2012	-	2017	E20	F-202	V	7,0	1000	70	18,6	→		M	12060533		-
Focus C-Max		2003	-	05/2008	e20	F-229	A	8,5	1500	75	15,2	→					
Focus C-Max		05/2008	-	11/2010	e20	F-229	A	8,5	1500	75	15,2	→		M			
C-Max II		09/2010	-	2019	E20	F-205	A	10,0	1800	100	14,9	→		M	12060530 for cars with preparation, without preparation + 22060527	21060530 for cars with preparation; without preparation + 22060527	•
C-Max II		09/2010	-	2019	E20	F-205	A	10,0	1800	100	14,9	→		M	12060530 for cars with preparation, without preparation + 22060527	21060530 for cars with preparation; without preparation + 22060527	•
C-Max II		09/2010	-	2019	E20	F-206	V	10,0	1800	100	20,0	→		M	12060530 for cars with preparation, without preparation + 22060527	21060530 for cars with preparation; without preparation + 22060527	•
C-Max II		09/2010	-	2019	E20	F-206	V	10,0	1800	100	20,0	→		M	12060530 for cars with preparation, without preparation + 22060527	21060530 for cars with preparation; without preparation + 22060527	•
Ecosport	(facelift) (incl. Titanium) (incl. ST-Line) (excl. 4WD) (excl. version with a spare wheel on the tailgate)	11/2017	-	→	E20	F-209	A	7,5	1200	85	21,3			M	12060568	21060568	•
Ecosport	(facelift) (incl. Titanium) (incl. ST-Line) (excl. 4WD) (excl. version with a spare wheel on the tailgate)	11/2017	-	→	E20	F-210	V	7,5	1200	85	25,3			M	12060568	21060568	•
Grand C-Max		09/2010	-	2019	E20	F-205	A	10,0	1800	100	14,9	→		M	12060530 for cars with preparation, without preparation + 22060527	21060530 for cars with preparation; without preparation + 22060527	•
Grand C-Max		09/2010	-	2019	E20	F-205	A	10,0	1800	100	17,7	→		M	12060530 for cars with preparation, without preparation + 22060527	21060530 for cars with preparation; without preparation + 22060527	•
Grand C-Max		09/2010	-	2019	E20	F-206	V	10,0	1800	100	20,0	→		M	12060530 for cars with preparation, without preparation + 22060527	21060530 for cars with preparation; without preparation + 22060527	•
Grand C-Max		09/2010	-	2019	E20	F-206	V	10,0	1800	100	20,0	→		M	12060530 for cars with preparation, without preparation + 22060527	21060530 for cars with preparation; without preparation + 22060527	•
Edge	incl. version USA (excl. Vignale)	08/2015	-	→	E20	F-207	A	11,6	2200	120	21,1	→		M		21060562	•
Edge	incl. version USA (excl. Vignale)	08/2015	-	→	E20	F-208	V	11,6	2200	120	22,5	→		M		21060562	•
Escape III	USA	2013	-	2019	E20	F-255	A	10,7	2100	105	19,9	→		M			
Escape III	USA	2013	-	2019	E20	F-256	V	10,7	2100	105	21,5	→		M			
Escort	3/5D while stocks last	01/1986	-	07/1990		F-220	C	6,8	1200	50	15,5						
Escort	3/5D while stocks last	08/1990	-	09/1992		F-222	B	6,8	1200	50	15,0						
Explorer		2011	-	2015	E20	F-257	A	12,7	2400	130	19,8	→		M			
Explorer		2011	-	2015	E20	F-258	H	12,7	2400	130	21,1	→		M			
Explorer		2011	-	2015	E20	F-277	A	12,7	2400	130	20,0	→		M			
Explorer		2011	-	2015	E20	F-278	V	12,7	2400	130	22,1	→		M			
Explorer	Face lift	2016	-	2019	E20	F-277	A	12,7	2400	130	20,0	→		M			
Explorer	Face lift	2016	-	2019	E20	F-278	V	12,7	2400	130	22,1	→		M			
Fiesta	3/5D	02/1996	-	03/2002	e20	F-226	B	6,0	950	50	14,0						

		ece/ ec	Catalog no									Dedicated wire harness 7 pin	Dedicated wire harness 13 pin	program- ming			
Fiesta	3/5D	04/2002	-	10/2008	E20	F-251	A	5,7	900	50	13,4	→	✂				
Fiesta	3/5D while stocks last	04/2002	-	10/2008	E20	F-252	H	5,7	900	50	11,2	→	✂				
Fiesta	3/5D	2008	-	12/2012	E20	F-247	A	6,0	1000	50	15,2	→	✂	M			
Fiesta	3/5D	2008	-	12/2012	E20	F-247	A	6,0	1000	50	15,2	→	✂	M			
Fiesta	3/5D	01/2013	-	2017	E20	F-247	A	6,0	1000	50	15,2	→	✂	M			
Fiesta	3/5D	01/2013	-	2017	E20	F-247	A	6,0	1000	50	15,2	→	✂	M			
Fiesta	(5D) (incl Titanium) (incl. Active) (incl. ST-Line) (excl. panoramic top)	07/2017	-	→	E20	F-287	A	6,8	1100	80	13,5	→	✂	M	12060568	21060568	•
Fiesta	(5D) (incl Titanium) (incl. Active) (excl. ST-Line) (excl. panoramic top)	07/2017	-	→	E20	F-288	V	6,8	1100	80	16,7	→	✂	M	12060568	21060568	•
Fiesta	3/5D	2008	-	12/2012	E20	F-248	V	6,0	1000	50	18,2	→	✂	M			
Fiesta	3/5D	01/2013	-	2017	E20	F-248	V	6,0	1000	50	18,2	→	✂	M			
Fiesta	3/5D	01/2013	-	2017	E20	F-248	V	6,0	1000	50	18,2	→	✂	M			
Focus	3/5D	1998	-	10/2004	e20	F-230/1	A	7,3	1400	75	14,6	→					
Focus	4D	1998	-	01/2005	e20	F-234/1	A	7,8	1400	75	15,0	→	✂				
Focus	Estate	1998	-	12/2004	E20	F-227/1	A	7,4	1200	75	17,7	→					
Focus II	3/5D	10/2004	-	05/2011	e20	F-229	A	8,5	1500	75	15,2	→	✂				
Focus II	4D	02/2005	-	03/2011	e20	F-242	A	10,0	1600	75	17,1	→					
Focus II	4D	02/2005	-	03/2011	e20	F-243	H	10,0	1600	75	17,5	→					
Focus II	Estate	03/2005	-	02/2008	e20	F-238	A	8,5	1500	75	19,4	→	✂	16060517	26060517	-	
Focus II	Estate	03/2005	-	02/2008	e20	F-238	A	8,5	1500	75	19,4	→	✂	16060517	26060517	-	
Focus II	Estate	03/2005	-	02/2008	e20	F-239	H	8,5	1500	75	25,5	→	✂	16060517	26060517	-	
Focus II	Estate	03/2005	-	02/2008	e20	F-239	H	8,5	1500	75	25,5	→	✂	16060517	26060517	-	
Focus II	Estate	03/2008	-	04/2011	e20	F-238	A	8,5	1500	75	19,4	→		16060517	26060517	-	
Focus II	Estate	03/2008	-	04/2011	e20	F-238	A	8,5	1500	75	19,4	→		16060517	26060517	-	
Focus II	Estate	03/2008	-	04/2011	e20	F-239	H	8,5	1500	75	20,9	→		16060517	26060517	-	
Focus II	Estate	03/2008	-	04/2011	e20	F-239	H	8,5	1500	75	20,9	→		16060517	26060517	-	
Focus III	5D (excl. ST)	05/2011	-	2018	E20	F-249	A	10,0	1800	75	18,2	→		M	12060530 for cars with preparation; without preparation + 22060527	21060530 for cars with preparation; without preparation + 22060527	•
Focus III	5D (excl. ST)	05/2011	-	2018	E20	F-249	A	10,0	1800	75	18,2	→		M	12060530 for cars with preparation; without preparation + 22060527	21060530 for cars with preparation; without preparation + 22060527	•
Focus III	5D (excl. ST)	05/2011	-	2018	E20	F-250	V	10,0	1800	75	20,1	→		M	12060530 for cars with preparation; without preparation + 22060527	21060530 for cars with preparation; without preparation + 22060527	•
Focus III	5D (excl. ST)	05/2011	-	2018	E20	F-250	V	10,0	1800	75	20,1	→		M	12060530 for cars with preparation; without preparation + 22060527	21060530 for cars with preparation; without preparation + 22060527	•
Focus III	4D	04/2011	-	2018	e20	F-242	A	10,0	1600	75	17,1	→	✂	M	12060530 for cars with preparation; without preparation + 22060527	21060530 for cars with preparation; without preparation + 22060527	•
Focus III	4D	04/2011	-	2018	e20	F-242	A	10,0	1600	75	17,1	→	✂	M	12060530 for cars with preparation; without preparation + 22060527	21060530 for cars with preparation; without preparation + 22060527	•
Focus III	4D	04/2011	-	2018	e20	F-243	H	10,0	1600	75	17,5	→	✂	M	12060530 for cars with preparation; without preparation + 22060527	21060530 for cars with preparation; without preparation + 22060527	•
Focus III	4D	04/2011	-	2018	e20	F-243	H	10,0	1600	75	17,5	→	✂	M	12060530 for cars with preparation; without preparation + 22060527	21060530 for cars with preparation; without preparation + 22060527	•
Focus III	Estate (incl. EConetic) (excl. ST-Line) (excl. ST)	04/2011	-	2018	e20	F-240	A	10,0	1800	100	18,5	→	✂	M	12060530 for cars with preparation; without preparation + 22060527	21060530 for cars with preparation; without preparation + 22060527	•

					ece/ ec	Catalog no									Dedicated wire harness 7 pin	Dedicated wire harness 13 pin	program- ming
Focus III	Estate (incl. ECONetic) (excl. ST-Line) (excl. ST)	04/2011	-	2018	e20	F-241	H	10,0	1800	100	20,0	→	✂	M	12060530 for cars with preparation; without preparation + 22060527	21060530 for cars with preparation; without preparation + 22060527	•
Focus IV	5D (incl. ST-Line Hybrid)	2018	-	→	E20	F-291	A	10,0	2000	100	16,3	→	✂	M	12060578 for cars with preparation; without preparation + 22060578	21060578 for cars with preparation; without preparation + 22060578	•
Focus IV	5D (incl. ST-Line Hybrid)	2018	-	→	E20	F-292	V	10,0	2000	100	19,3	→	✂	M	12060578 for cars with preparation; without preparation + 22060578	21060578 for cars with preparation; without preparation + 22060578	•
Focus IV	Estate (excl. version with smart opener system / Vignale / ST3 / Active / ST-Line)	09/2018	-	→	E20	F-211	A	10,1	2000	100	17,5	→	✂	M	12060578 for cars with preparation; without preparation + 22060578	21060578 for cars with preparation; without preparation + 22060578	•
Focus IV	Estate (excl. version with smart opener system / Vignale / ST3 / Active / ST-Line)	09/2018	-	→	E20	F-212	V	10,1	2000	100	20,1	→	✂	M	12060578 for cars with preparation; without preparation + 22060578	21060578 for cars with preparation; without preparation + 22060578	•
Fusion	Excl. Model with parking sensor	2002	-	2012	E20	F-236	A	6,5	1050	50	16,2	→					
Galaxy		1995	-	04/2000	e20	V-135	A	11,2	2100	85	17,2	→	✂				
Galaxy		05/2000	-	2006	e20	V-117	A	11,2	2100	85	16,0	→	✂		12500005		
Galaxy		2006	-	09/2015	e20	F-245	A	12,1	2100	100	19,0	→	✂	M	12060530	21060530	•
Galaxy		2006	-	09/2015	e20	F-246	V	12,1	2100	100	20,9	→	✂	M	12060530	21060530	•
Galaxy	excl. version with height control suspension (incl. 4WD) (incl. version with smart opener)	10/2015	-	→	E20	F-203	A	12,0	2000	90	21,6	→	✂	M	12060552 for cars with preparation; without preparation + 22060551	21060552 for cars with preparation; without preparation + 22060551	•
Galaxy	excl. version with height control suspension (incl. 4WD) (incl. version with smart opener)	10/2015	-	→	E20	F-204	V	12,0	2000	90	23,7	→	✂	M	12060552 for cars with preparation; without preparation + 22060551	21060552 for cars with preparation; without preparation + 22060551	•
Ka+	(5D)	06/2016	-	→	E20	F-215	A	6,2	1000	75	14,5	→	✂	M			
Ka+	(5D)	06/2016	-	→	E20	F-216	H	6,2	1000	75	15,7	→	✂	M			
Kuga I		03/2008	-	2012	E20	F-275	A	10,6	2100	105	20,0	→		M		21060519	-
Kuga I		03/2008	-	2012	E20	F-276	V	10,6	2100	105	22,6	→		M		21060519	-
Kuga II	(DM2) (incl. ST-Line)	2013	-	2019	E20	F-255	A	10,7	2100	105	19,9	→	✂	M	12060530 for cars with preparation; without preparation + 22060530	21060530 for cars with preparation; without preparation + 22060530	•
Kuga II	(DM2) (incl. ST-Line)	2013	-	2019	E20	F-256	V	10,7	2100	105	21,5	→	✂	M	12060530 for cars with preparation; without preparation + 22060530	21060530 for cars with preparation; without preparation + 22060530	•
Kuga III	(DFK) (incl. Mild Hybrid) (incl. Plug-in Hybrid) (excl. ST-Line)	07/2019	-	→	E20	F-313	A	11,0	2100	120	21,2	→	✂	M	12060578 for cars with preparation after 02/2020; without preparation + 22060589	21060578 for cars with preparation after 02/2020; without preparation + 22060589	•
Kuga III	(DFK) (incl. Mild Hybrid) (incl. Plug-in Hybrid) (excl. ST-Line)	07/2019	-	→	E20	F-314	V	11,0	2100	120	23,3	→	✂	M	12060578 for cars with preparation after 02/2020; without preparation + 22060589	21060578 for cars with preparation after 02/2020; without preparation + 22060589	•
Maverick		1993	-	2001	e20	N-092	A	13,7	3000	120	15,5						
Maverick	while stocks last	1993	-	2001	e20	N-093	V	13,7	3000	120	19,2						
Maverick		02/2004	-	2007	e20	M-050	A	10,0	2000	80	20,4	→	✂				
Maverick		02/2004		2007	e20	M-051	V	10,0	2000	80	22,6	→	✂				
Mondeo	4/5D	10/2000	-	06/2007	e20 E20	F-261	B	11,0	2000	80	24,1		✂				
Mondeo	4/5D while stocks last	10/2000	-	06/2007	E20	F-269	H	11,0	2000	80	19,1		✂				
Mondeo	5D	06/2007	-	2014	e4	F-267	A	11,6	2150	90	15,0	→		M	12060530	21060530	•
Mondeo	5D	06/2007	-	2014	e4	F-268	V	11,6	2150	90	17,5	→		M	12060530	21060530	•
Mondeo V	4/5D excl. version with height control suspension) (excl. Vignale)	09/2014	-	→	E20	F-273	A	11,6	2360	100	20,2	→	✂	M	12060552 for cars with preparation; without preparation + 22060551	21060552 for cars with preparation; without preparation + 22060551	•
Mondeo V	4/5D excl. version with height control suspension) (excl. Vignale)	09/2014	-	→	E20	F-274	V	11,6	2360	100	23,2	→	✂	M	12060552 for cars with preparation; without preparation + 22060551	21060552 for cars with preparation; without preparation + 22060551	•

					ece/ ec	Catalog no									Dedicated wire harness 7 pin	Dedicated wire harness 13 pin	program- ming
Mondeo	Estate	10/2000	-	06/2007	e20 E20	F-263	A	11,0	2000	80	20,5	→					
Mondeo	Estate	06/2007	-	2014	e20	F-271	A	11,6	2150	90	16,0	→		M	12060530	21060530	•
Mondeo	Estate	06/2007	-	2014	e20	F-272	V	11,6	2150	90	19,5	→		M	12060530	21060530	•
Mondeo V	Estate excl. version with height control suspension) (excl. Vignale)	09/2014	-	→	E20	F-273	A	11,6	2360	100	20,2	→		M			
Mondeo V	Estate excl. version with height control suspension) (excl. Vignale)	wrz.14	-	→	E20	F-274	V	11,6	2360	100	22,9	→		M			
Mustang Mach-E	(CGW)	07/2020	-	→	E20	F-318	V	7,30	1000	80		→		M			
Puma	(incl.: ST-line, ST Line X, Titanium, Titanium X, Hybrid)	09/2019	-	→	E20	F-315	A	7,5	1200	90	16,9	→		M		21060590 for cars with preparation; without preparation + 22060589	•
Puma	(incl.: ST-line, ST Line X, Titanium, Titanium X, Hybrid)	09/2019	-	→	E20	F-316	V	7,5	1200	90	19,6	→		M		21060590 for cars with preparation; without preparation + 22060589	•
Ranger	Pickup (4WD) excl. model with step	1999	-	2011	e20	F-280	E	15,0	3000	125	26,1	→					
Ranger	Pickup (bumper with step)	2012	-	12/2015	E20	F-281	E	17,2	3500	210	32,0	→		M			
Ranger	Pickup (bumper with step)	01/2016	-	2022	E20	F-281	E	17,2	3500	210	32,0	→		M		21060555 for cars with preparation	•
Ranger	Pickup (bumper with step) USA standard tap. ZK-(ISO50) ball assembly in set	2012	-	2022		F-282	ZK-5	17,2	3500	210	34,1	→		M		21060555 for cars with preparation from 2016	•
Ranger	Pickup (tubular bumper) (XL, XLT)	2012	-	2022	E20	F-283	E	16,4	3500	225	35,4	→		M		21060555 for cars with preparation from 2016	•
Ranger VI	(4WD)	2022	-	→	E20	F-319	E	17,00	3500	350		→		M			
Ranger VI	(4WD)	2022	-	→	E20	F-320	V	17,00	3500	350		→		M			
S-Max		2006	-	09/2015	e20	F-245	A	12,1	2100	100	19,0	→		M	12060530	21060530	•
S-Max		2006	-	09/2015	e20	F-246	V	12,1	2100	100	20,9	→		M	12060530	21060530	•
S-Max	excl. version with height control suspension (incl. 4WD) (incl. version with smart opener)	10/2015	-	→	E20	F-203	A	12,0	2000	90	21,6	→		M	12060552 for cars with preparation, without preparation + 22060551	21060552	•
S-Max	excl. version with height control suspension (incl. 4WD) (incl. version with smart opener)	10/2015	-	→	E20	F-204	V	12,0	2000	90	23,7	→		M	12060552 for cars with preparation, without preparation + 22060551	21060552	•
S-Max	ST-Line excl. version with height control suspension (incl. 4WD) (incl. version with smart opener)	10/2015	-	→	E20	F-203	A	12,0	2000	90	21,6	→		M	12060552 for cars with preparation, without preparation + 22060551	21060552	•
S-Max	ST-Line excl. version with height control suspension (incl. 4WD) (incl. version with smart opener)	10/2015	-	→	E20	F-204	V	12,0	2000	90	23,7	→		M	12060552 for cars with preparation, without preparation + 22060551	21060552	•
Tourneo Connect II		2014	-	05/2018	E20	F-302	A	9,3	1500	85	15,3	→		M	12060530 for cars with preparation from 2014 /for cars without preparation from 2014 + 22060527	21060530 for cars with preparation from 2014 / 22060527 - for cars without preparartin after 2014	•
Tourneo Connect II		05/2018	-	01/2022	E20	F-302	A	9,3	1500	85	15,3	→		M	12060578 for cars with preparation / for cars without preparation + 22060578	21060578 for cars with preparation + 22060578 for cars without preparation	•
Tourneo Connect II		2014	-	05/2018	E20	F-303	H	9,3	1500	85	17,1	→		M	12060530 for cars with preparation from 2014 /for cars without preparation from 2014+ 22060527	21060530 for cars with preparation from 2014 /for cars without preparation from 2014 + 22060527	•
Tourneo Connect II		05/2018	-	01/2022	E20	F-303	H	9,3	1500	85	17,1	→		M	12060578for cars with preparation / for cars without preparation + 22060578	21060578 for cars with preparation /for cars without preparation + 22060578	•











					ece/ ec	Catalog no								Dedicated wire harness 7 pin	Dedicated wire harness 13 pin	program- ming
Tourneo Connect III		02/2022	-	→	E20	V-078	A	9,5	1600	85	21,1	→	M	12500601	21500601 for cars without preparation/ 21500641 for cars with preparation	•
Tourneo Connect III		02/2022	-	→	E20	V-079	V	9,5	1600	85	17,9	→	M	12500601	21500601 for cars without preparation / 21500641 for cars with preparation	•
Tourneo Connect Grand		02/2022	-	→	E20	V-078	A	9,5	1600	85	21,1	→	M			
Tourneo Connect Grand		02/2022	-	→	E20	V-079	V	9,5	1600	85	17,9	→	M			
Tourneo Courier	excl. AdBlue	2014	-	→	E20	F-305	A	7,1	1200	75	18,3	→	M		21060549 22060549 - additional power kit	-
Tourneo Courier	excl. AdBlue	2014	-	→	E20	F-306	H	7,1	1200	75	20,0	→	M		21060549 22060549 - additional power kit	-
Tourneo Custom	L1/L2	11/2012	-	→	E20	F-301	E	15,4	2800	112	20,5		M	12060534 for cars from 2012 to 2016	21060534 for cars from 2012 to 2016, 21060559 for cars from 06/2016	•
Tourneo Custom	L1/L2	12/2012	-	05/2016	E20	F-301	E	15,4	2800	112	20,5		M	12060534	21060534	•
Tourneo Custom	L1/L2	06/2016	-	→	E20	F-301	E	15,4	2800	112	20,5		M	12060559 for cars without preparation till 2023	21060559 for cars from 2023	•
Tourneo Custom	L1/L2	06/2016	-	→	E20	F-301	E	15,4	2800	112	20,5		M	12060559 for cars without preparation till 2023	21060559 for cars from 2023	•
Tourneo Custom	L1/L2	2012	-	→	E20	F-308	V	15,4	2800	112	21,8	→	M	12060534 for cars from 2012 to 2016, 12060559 for cars from 06/2016 to 2023	21060534 for cars from 2012 to 2016, 21060559 for cars from 06/2016 to 2023	•
Transit	Van, Minibus	1985	-	03/2000	e4	F-296	E	12,5	2000	75	14,7					
Transit	Van, Minibus (without step) (front / rear wheel drive)	04/2000	-	06/2006	E20	F-294	E	15,3	2800	140	17,5			16060521	26060521	-
Transit	Van, Minibus (without step) (front / rear wheel drive)	07/2006	-	2013	E20	F-294	E	15,3	2800	140	17,5			16060521 for cars from 09/2011	26060521 for cars till 09/2011	-
Transit	Van (without step) (AWD) 4x4	07/2006	-	2013	E20	F-294	E	15,3	2800	140	17,5			16060521 for cars from 09/2011	26060521 for cars till 09/2011	-
Transit	Van, Minibus (with step) (front / rear wheel drive)	04/2000	-	06/2006	e20	F-300	E	15,23	2800	112	17,5			16060521	26060521	-
Transit	Van, Minibus (with step) (front / rear wheel drive)	07/2006	-	2013	e20	F-300	E	15,23	2800	112	17,5					
Transit	Van	2014	-	→	E20	F-304	E	17,2	3500	140	28,0		M	12060534 for cars from 2014 to 2016, 12060559 for cars from 2016	21060534 for cars from 2014 to 2016, 21060559 for cars after 2016	•
Transit	Van	2014	-	→	E20	F-304	E	17,2	3500	140	28,0		M	12060534 for cars from 2014 to 2016, 12060559 for cars from 2016	21060534 for cars from 2014 to 2016, 21060559 for cars after 2016	•
Transit	Box Van (front / rear wheel drive)	06/2014	-	→	E20	F-307	E	19,7	3500	150	24,1	→	M	12060534 for cars from 2014 to 2016, 12060559 for cars from 2016	21060534 for cars from 2014 to 2016, 21060559 for cars after 2016	•
Transit	Box Van	04/2000	-	05/2014	e20	F-299/1	E	14,7	3000	120	19,0					
Transit	Box Van (extended frame)	04/2000	-	05/2014	e20	F-299/1	E	14,7	3000	120	19,0					
Transit Connect		2003	-	2008	e20	F-295	E	8,1	1250	75	21,7			16060510		
Transit Connect		2009	-	2013	e20	F-295	E	8,1	1250	75	21,7		M			
Transit Connect II	SWB / LWB	2013	-	04/2018	E20	F-302	A	9,3	1500	85	14,9	→	M	12060530 for cars with preparation from 2014 / for cars without preparation from 2014 + 22060527	21060530 for cars with preparation from 2014 / for cars without preparation from 2014 + 22060527	•



































			ece/ ec	Catalog no		D	R	S					Dedicated wire harness 7 pin	Dedicated wire harness 13 pin	program- ming	
Transit Connect II	SWB / LWB	05/2018	-	01/2022	E20	F-302	A	9,3	1500	85	14,9	→	M	12060578 for cars with preparation /for cars without preparation + 22060578	21060578 for cars fith preparation / for cars without preparation + 22060578	●
Transit Connect II	SWB / LWB	2013	-	04/2018	E20	F-303	H	9,3	1500	85	17,1	→	M	12060530 for cars with preparation from 2014 / for cars without preparation from 2014 + 22060527	21060530 for cars with preparation from 2014 / for cars without preparation from 2014 + 22060527	●
Transit Connect II	SWB / LWB	05/2018	-	01/2022	E20	F-303	H	9,3	1500	85	17,1	→	M	12060578 for cars with preparation /for cars without preparation + 22060578	21060578 for cars fith preparation / for cars without preparation + 22060578	●
Transit Courier	excl. AdBlue	2014	-	→	E20	F-305	A	7,1	1200	75	18,3	→	M		21060549 22060549 -additional power kit	-
Transit Courier	excl. AdBlue	2014	-	→	E20	F-306	H	7,1	1200	75	20,0	→	M		21060549 22060549 -additional power kit	-
Transit Custom	L1/L2	11/2012	-	→	E20	F-301	E	15,4	2800	112	20,5		M	12060534 for cars from 2012 to 2016, 12060559 for cars from 06/2016 to 2023	21060534 for cars from 2012 to 2016, 21060559 for cars from 06/2016 to 2023	●
Transit Custom	L1/L2	12/2012	-	05/2016	E20	F-301	E	15,4	2800	112	20,5		M	12060534	21060534	●
Transit Custom	L1/L2	06/2016	-	→	E20	F-301	E	15,4	2800	112	20,5		M	12060559 for cars without preparation till 2023	21060559 for cars till 2023	●
Transit Custom	L1/L2	06/2016	-	→	E20	F-301	E	15,4	2800	112	20,5		M	12060559 for cars without preparation till 2023	21060559 for cars till 2023	●
Transit Custom	L1/L2	2012	-	→	E20	F-308	V	15,4	2800	112	21,8	→	M	12060534 for cars from 2012 to 2016, 12060559 for cars from 06/2016 to 2023	21060534 for cars from 2012 to 2016, 21060559 for cars from 06/2016 to 2023	●

HONDA																	
Accord	4D (excl. Type-S)	2003	-	06/2008	E20	H-050	A	8,4	1500	75	20,1	→	✂				
Accord	4D (excl. Type-S)	2003	-	06/2008	E20	H-051	H	8,4	1500	75	22,3	→	✂				
Accord	4D	07/2008	-	2015	e4	H-038	A	9,5	1800	75	18,8	→	✂	M			
Accord	4D	07/2008	-	2015	e4	H-039	H	9,5	1800	75	21,2	→	✂	M			
Accord	4D	07/2008	-	2015	E20	H-054	V	9,5	1800	75	18,2	→	✂	M			
Accord	Tourer (Estate)	04/2003	-	07/2008	E20	H-046	A	8,6	1500	75	18,6	→	✂				
Accord	Tourer (Estate) while stocks last	04/2003	-	07/2008	E20	H-047	H	8,6	1500	75	20,6	→	✂				
Accord	Tourer (Estate)	08/2008	-	2015	E20	H-075	A	9,5	1700	80	15,3	→	✂	M			
Accord	Tourer (Estate)	08/2008	-	2015	E20	H-076	V	9,5	1700	80	18,5	→	✂	M			
Civic	5D	1995	-	2000	e20 E20	H-030	A	6,9	1200	50	16,8	→	✂				
Civic	5D	11/2000	-	2005	E20	H-052	A	7,0	1200	75	20,2	→	✂				
Civic	5D	11/2000	-	2005	E20	H-053	H	7,0	1200	75	22,0	→	✂				
Civic	5D	2006	-	2011	e20	H-031	A	8,8	1700	75	16,7	→	✂		16070510	-	
Civic	5D	2012	-	12/2014	E20	H-042	A	8,4	1500	75	18,8	→	✂		16070519	26070519	-
Civic	5D	2012	-	12/2014	E20	H-043	V	8,4	1500	75	21,8	→	✂		16070519	26070519	-
Civic	5D	2017	-	2021	E20	H-044	A	8,5	1500	100	20,2	→	✂	M	12070526	21070526	-
Civic	5D	2017	-	2021	E20	H-045	V	8,5	1500	100	22,3	→	✂	M	12070526	21070526	-
Civic	4D (excl. Hibrid)	04/2006	-	2011	e4	H-040	A	7,0	1200	85	17,5	→	✂				
Civic	4D (excl. Hibrid)	04/2006	-	2011	e4	H-041	H	7,0	1200	85	19,3	→	✂				
Civic	4D (excl. Hibrid)	2012	-	2017	E20	H-061	A	8,9	1700	75	18,5	→	✂	M			

					ece/ ec	Catalog no									Dedicated wire harness 7 pin	Dedicated wire harness 13 pin	program- ming
Civic	4D (excl. Hibrid)	2012	-	2017	E20	H-062	H	8,9	1700	75	21,4	→	✂	M			
Civic	4D	2017	-	→	E20	H-079	A	9,2	1700	100	21,5	→	✂	M	12070526	21070526	-
Civic	4D	2017	-	→	E20	H-080	V	9,2	1700	100	23,7	→	✂	M	12070526	21070526	-
Civic	Estate	2014	-	→	E20	H-059	A	8,4	1500	75	20,6	→	✂	M	16070519	26070519	-
Civic	Estate	2014	-	→	E20	H-060	V	8,4	1500	75	23,7	→	✂	M	16070519	26070519	-
Concerto	3/5D	1990	-	1994	e20 E20	H-030	A	6,9	1200	50	16,8	→	✂				
CR-V		06/1997	-	03/2002	E20	H-077	A	8,5	1500	75	17,9	→	✂				
CR-V	(Not suitable for mounting the bicycle carrier)	03/2002	-	01/2007	e20	H-034	A	8,8	1500	100	24,0				16070500	26070502	-
CR-V	(RE) 5D	01/2007	-	2012	E20	H-057	A	10,5	2000	100	21,2	→	✂		16070512	26070512	-
CR-V	(RE) 5D	01/2007	-	2012	E20	H-058	V	10,5	2000	100	24,5	→	✂		16070512	26070512	-
CR-V	(RE) 5D american version	2007	-	2011	E20	H-057	A	10,5	2000	100	21,2	→	✂				
CR-V	(RE) 5D american version	2007	-	2011	E20	H-058	V	10,5	2000	100	24,5	→	✂				
CR-V IV	(RM)	2012	-	2018	E20	H-081	A	10,5	2000	110	18,2	→		M	16070520	26070520	-
CR-V IV	(RM)	2012	-	2018	E20	H-082	V	10,5	2000	110	21,3	→		M	16070520	26070520	-
CR-V V	(RW_, RT_)	2018	-	→	E20	H-083	A	10,9	2000	120	18,2	→	✂	M	12070526	21070526	-
CR-V V	(RW_, RT_)	2018	-	→	E20	H-084	V	10,9	2000	120	20,6	→	✂	M	12070526	21070526	-
CR-V V	(RW_, RT_) (USA)	2018	-	→	E20	H-083	A	10,9	2000	120	18,0	→	✂	M			
CR-V V	(RW_, RT_) (USA)	2018	-	→	E20	H-084	V	10,9	2000	120	20,6	→	✂	M			
FR-V		2005	-	2010	E20	H-048	A	8,8	1600	90	20,2	→	✂		16070509		-
FR-V		2005	-	2010	E20	H-049	V	8,8	1600	90	22,8	→	✂		16070509		-
HR-V	3/5D	1999	-	2002	E20	H-063	A	7,2	1400	70	17,9	→	✂				
HR-V	3/5D while stocks last	1999	-	2002	E20	H-064	H	7,2	1400	70	20,2	→	✂				
HR-V	3/5D	2002	-	2006	E20	H-065	A	7,2	1400	70	17,6	→	✂				
HR-V	3/5D while stocks last	2002	-	2006	E20	H-066	H	7,2	1400	70	20,5	→	✂				
HR-V	(RU) 5D (excl. Sport)	2015	-	2021	E20	H-071	A	8,1	1450	80	17,3	→	✂	M	12070524	21070524	-
HR-V	(RU) 5D (excl. Sport)	2015	-	2021	E20	H-072	V	8,1	1450	80	20,1	→	✂	M	12070524	21070524	-
Jazz II	5D (GD/GE)	2002	-	2008	E20	H-067	A	5,9	1000	70	15,2	→	✂		16070508		-
Jazz II	5D (GD/GE) while stocks last	2002	-	2008	E20	H-068	H	5,9	1000	70	17,3	→	✂		16070508		-
Jazz III	(GE/GG) 5D	2008	-	2014	E20	H-069	A	6,1	1000	95	14,6	→	✂		16070508		-
Jazz III	(GE/GG) 5D	2008	-	2014	E20	H-070	H	6,1	1000	95	16,6	→	✂		16070508		-
Jazz IV	(GK) 5D	2015	-	2020	E20	H-073	A	6,55	1100	95	18,0	→	✂	M	12070524	21070524	-
Jazz IV	(GK) 5D	2015	-	2020	E20	H-074	V	6,55	1100	95	21,1	→	✂	M	12070524	21070524	-

HYUNDAI																	
Accent	3/5D	08/1999	-	2005	e20	H-207	B	6,8	1200	50	14,9						
Accent	3/5D	2006	-	2010	e20	H-208	A	7,5	1400	60	16,4	→	✂				
Accent	3/5D	2006	-	2010	e20	H-210	H	7,5	1400	60	18,2	→	✂				
Accent	4D	2006	-	2010	e20	H-208	A	7,5	1400	60	16,4	→	✂				
Accent	4D	2006	-	2010	e20	H-210	H	7,5	1400	60	18,2	→	✂				
Atos	3/5D	1998	-	2008	E20	H-205	B	4,5	700	28	15,6						
Bayon		2021	-	→	E20	H-225	A	7,6	1400	85	18,0	→	✂	M			
Bayon		2021	-	→	E20	H-226	V	7,6	1400	85	20,7	→	✂	M			
Elantra V	4D	2011	-	2015	E20	H-212	A	8,3	1500	75	17,0	→	✂	M			

			ece/ ec	Catalog no									Dedicated wire harness 7 pin	Dedicated wire harness 13 pin	program- ming
Elantra V	4D while stocks last	2011 - 2015	E20	H-213	H	8,3	1500	75	19,5	→	✂	M			
Elantra VI	4D	2016 - 2020	E20	H-214	A	8,3	1500	75	17,8	→	✂	M			
Elantra VI	4D	2016 - 2020	E20	H-215	V	8,3	1500	75	20,7	→	✂	M			
Getz		2002 - 10/2005	E20	H-236	A	6,5	1100	44	15,5	→	✂				
Getz	3/5D	11/2005 - 2009	e4	H-238	A	7,1	1350	50	15,4	→	✂				
Grand Santa Fe		2013 - 2019	E20	K-035	A	12,6	2500	100	18,9	→	✂	M			
Grand Santa Fe		2013 - 2019	E20	K-036	V	12,6	2500	100	21,1	→	✂	M			
H350	Van (excl. step)	2015 - →	E20	H-237	E	16,2	3000	150	22,9			M	12080541	21080541	-
H350	Box Van (SWB, LWB)	2016 - →	E20	H-258	E	16,2	3000	150	27,3			M	12080541	21080541	-
i10		2008 - 2011	E20	H-232	A	5,3	800	32	16,0			M			
i10		2008 - 2011	E20	H-233	H	5,3	800	32	17,8			M			
i10		2011 - 2013	E20	H-232	A	5,3	800	32	16,0	→	✂	M			
i10		2011 - 2013	E20	H-233	H	5,3	800	32	17,8	→	✂	M			
i10	5D (BA, IA)	2014 - 2019	E20	H-234	A	5,6	800	75	15,5	→	✂	M			
i10	5D (BA, IA)	2014 - 2019	E20	H-235	H	5,6	800	75	17,1	→	✂	M			
i20	5D (PB)	2008 - 05/2012	E20	H-253	A	7,0	1200	50	16,2						
i20	5D (PB)	2008 - 05/2012	E20	H-254	V	7,0	1200	50	19,3						
i20	5D (PB)	06/2012 - 2014	E20	H-253	A	7,0	1200	50	16,2			M			
i20	5D (PB)	06/2012 - 2014	E20	H-254	V	7,0	1200	50	18,9			M			
i20	5D (GB)	2014 - 2020	E20	H-255	A	7,0	1200	75	16,8	→	✂	M			
i20	5D (GB)	2014 - 2020	E20	H-256	H	7,0	1200	75	18,4	→	✂	M			
i20	5D (BC3, BI3)	08/2020 - →	E20	H-222	A	7,3	1200	80	14,6	→	✂	M	12080558		-
i20	5D (BC3, BI3)	08/2020 - →	E20	H-223	V	7,3	1200	80	17,1	→	✂	M	12080558		-
i30	5D	2007 - 2012	e4	K-001	A	8,6	1500	75	18,0		✂				
i30 II	5D (GD)	2012 - 2017	e20	K-055	A	8,3	1500	75	18,7			M	16080531	26080531	-
i30 II	5D (GD)	2012 - 2017	e20	K-056	H	8,3	1500	75	20,6			M	16080531	26080531	-
i30 III	5D (PD) (excl. Fastback) (excl. AdBlue)	2017 - →	E20	H-261	A	8,4	1500	80	17,6			M		21080543	-
i30 III	5D (PD) (excl. Fastback) (excl. AdBlue)	2017 - →	E20	H-262	V	8,4	1500	80	22,5		✂	M		21080543	-
i30 III	5D (PD) (incl. AdBlue) (excl. fastback)	2018 - 2020	E20	H-282	A	8,8	1600	90	16,2	→		M		21080543	-
i30 III	5D (PD) (incl. AdBlue) (excl. fastback)	2018 - 2020	E20	H-283	V	8,8	1600	90	18,2	→		M		21080543	-
i30 III	5D (PD) (Face lift) (incl. AdBlue) (excl. fastback)	2020 - →	E20	H-218	A	8,8	1600	90	16,4	→	✂	M		21080543	-
i30 III	5D (PD) (Face lift) (incl. AdBlue) (excl. fastback)	2020 - →	E20	H-219	V	8,8	1600	90	18,5	→	✂	M		21080543	-
i30 III Fastback	(5D) (PDE)	2017 - →	E20	H-227	A	8,4	1500	85	17,6	→	✂	M		21080543	-
i30 III Fastback	(5D) (PDE)	2017 - →	E20	H-228	V	8,4	1500	85	20,7	→	✂	M		21080543	-
i30 CW	Estate	03/2008 - 2012	e20	H-245	A	8,7	1500	80	19,3		✂				
i30 CW	Estate	03/2008 - 2012	e20	H-246	H	8,7	1500	80	21,4		✂				
i30 II	Estate (GD)	2012 - 2017	E20	K-063	A	8,7	1500	80	19,7	→	✂	M	16080531	26080531	-
i30 II	Estate (GD)	2012 - 2017	E20	K-064	V	8,7	1500	80	22,2	→	✂	M	16080531	26080531	-
i30 III	Estate (PD)	2017 - 2020	E20	H-263	A	8,7	1600	80	17,4	→	✂	M		21080543	-
i30 III	Estate (PD)	2017 - 2020	E20	H-264	V	8,7	1600	80	19,8	→	✂	M		21080543	-
i30 III	Estate (Face lift)	2020 - →	E20	H-220	A	8,8	1600	90	18,7	→	✂	M		21080543	-











					ece/ ec	Catalog no									Dedicated wire harness 7 pin	Dedicated wire harness 13 pin	program- ming
i30 III	Estate (Face lift)	2020	-	→	E20	H-221	V	8,8	1600	90	21,1	→		M		21080543	-
i40	4D (excl. AdBlue)	04/2011	-	2019	E20	H-251	A	9,9	1800	85	17,5	→		M		26080529	-
i40	4D (excl. AdBlue)	04/2011	-	2019	E20	H-252	V	9,9	1800	85	20,0	→		M		26080529	-
i40 CW	Estate (excl. AdBlue)	07/2011	-	2019	E20	H-249	A	9,7	1800	80	18,7			M		26080529	-
i40 CW	Estate (excl. AdBlue)	07/2011	-	2019	E20	H-250	V	9,7	1800	80	21,4			M		26080529	-
H1 / H300	Van, Minibus	2008	-	→	e20	H-241	A	13,5	2400	100	25,3						
ix20	5D	11/2010	-	05/2015	e20	H-243	A	7,4	1300	75	17,8	→		M			
ix20	5D	06/2015	-	2019	e20	H-243	A	7,4	1300	75	17,8	→		M			
ix20	5D	11/2010	-	05/2015	e20	H-244	V	7,4	1300	75	20,3	→		M			
ix20	5D	06/2015	-	2019	e20	H-244	V	7,4	1300	75	20,3	→		M			
ix35		2010	-	2015	e20 E20	H-247	A	10,6	2000	80	19,5			M	12080521	21080521	-
ix35		2010	-	2015	e20 E20	H-248	V	10,6	2000	80	21,6			M	12080521	21080521	-
ix55	2WD / 4WD	2008	-	→	E20	H-229	A	14,6	3200	140	28,5			M			
ix55	2WD / 4WD	2008	-	→	E20	H-230	V	14,6	3200	140	30,9			M			
Ioniq 5	(NE) (2WD/4WD)	05/2021	-	→	E20	H-290	A	10,0	1650	100	21,4	→		M			
Ioniq 5	(NE) (2WD/4WD)	05/2021	-	→	E20	H-291	V	10,0	1650	100	17,5	→		M			
Kona	2WD / 4WD (incl. Hybrid) (excl. N-Line) (excl. AdBlue)	2017	-	2023	E20	H-265	A	8,0	1350	90	17,6	→		M		26080546 for cars with preparation; 21080546 for cars without preparation	-
Kona	2WD / 4WD (incl. Hybrid) (excl. N-Line) (excl. AdBlue)	2017	-	2023	E20	H-266	V	8,0	1350	90	20,1	→		M		26080546 for cars with preparation; 21080546 for cars without preparation	-
Kona	2WD / 4WD (incl. Hybrid) (excl. N-Line) (excl. AdBlue)	2017	-	2023	E20	H-265	A	8,0	1350	90	17,6	→		M		26080546 for cars with preparation; 21080546 for cars without preparation	-
Kona	2WD / 4WD (incl. Hybrid) (excl. N-Line) (excl. AdBlue)	2017	-	2023	E20	H-266	V	8,0	1350	90	20,1	→		M		26080546 for cars with preparation; 21080546 for cars without preparation	-
Matrix		2001	-	2010	E20	H-268	A	7,6	1300	70	15,5	→					
Matrix	while stocks last	2001	-	2010	E20	H-269	H	7,6	1300	70	16,4	→					
Santa Fe I	excl. 2.4 version	09/2000	-	2006	e20	H-270	A	11,5	2300	92	23,0						
Santa Fe II	(CM)	2006	-	08/2012	e20	H-272	A	12,0	2300	95	20,7	→					
Santa Fe II	(CM)	2006	-	08/2012	E20	H-273	H	12,0	2300	95	22,6	→					
Santa Fe III	(DM)	09/2012	-	2018	E20	K-035	A	12,6	2500	100	18,9	→		M	16080536	26080536	-
Santa Fe III	(DM)	09/2012	-	2018	E20	K-036	V	12,6	2500	100	21,1	→		M	16080536	26080536	-
Santa Fe IV	(TM) (2WD / 4WD) (also with a spare wheel) (incl. AdBlue)	2018 -	-	2020	E20	H-276	A	12,7	2500	120	20,6	→		M	12080549		-
Santa Fe IV	(TM) (2WD / 4WD) (also with a spare wheel) (incl. AdBlue)	2018 -	-	2020	E20	H-277	V	12,7	2500	120	22,8	→		M	12080549		-
Santa Fe IV	Face Lift (TM) (2WD / 4WD) (also with a spare wheel) (incl. Hybrid)	2020	-	→	E20	H-288	A	12,8	2500	120	23,1			M			
Santa Fe IV	Face Lift (TM) (2WD / 4WD) (also with a spare wheel) (incl. Hybrid)	2020	-	→	E20	H-289	V	12,8	2500	120	25,0			M			
Staria	(US4)	01/2021	-	→	E20	H-292	A	13,8	2500	120	25,2	→		M		21500719	-
Staria	(US4)	01/2021	-	→	E20	H-293	H	13,8	2500	120	23,6	→		M		21500719	-
Staria	(US4) Load / Van	01/2021	-	→	E20	H-292	A	13,8	2500	120	25,2	→		M			







					ece/ ec	Catalog no									Dedicated wire harness 7 pin	Dedicated wire harness 13 pin	program- ming
Staria	(US4) Load / Van	01/2021	-	→	E20	H-293	H	13,8	2500	120	23,6	→		M			
Tucson		2004	-	2010	e4	H-278	A	9,9	1800	75	23,9					26080506	-
Tucson		2004	-	2010	e4	H-279	H	9,9	1800	75	25,2					26080506	-
Tucson	(LM) USA	2010	-	2015	E20	H-247	A	10,6	2000	80	19,5			M			
Tucson	(LM) USA	2010	-	2015	E20	H-248	V	10,6	2000	80	21,6			M			
Tucson	(2WD/4WD)	2015	-	08/2018	E20	H-280	A	11,0	2200	100	19,9			M	16500616	26500616	-
Tucson	(2WD/4WD)	2015	-	08/2018	E20	H-281	V	11,0	2200	100	21,9			M	16500616	26500616	-
Tucson	Face Lift (2WD/4WD)	2018	-	2020	E20	K-083	A	11,1	2200	110	19,3	→		M	16500616	26500616	-
Tucson	Face Lift (2WD/4WD)	2018	-	2020	E20	K-084	V	11,1	2200	110	21,6	→		M	16500616	26500616	-
Tucson	(NX4E) (2WD/4WD) (incl. Hybrid) (incl. N-Line)	11/2020	-	→	E20	H-286	A	11,1	2200	120	19,6	→		M	12500686 + 22500686 for cars without preparation	21500686 + 22500686 for cars without preparation	-
Tucson	(NX4E) (2WD/4WD) (incl. Hybrid) (incl. N-Line)	11/2020	-	→	E20	H-287	V	11,1	2200	120	21,3	→		M	12500686 + 22500686 for cars without preparation	21500686 + 22500686 for cars without preparation	-














INFINITI																	
FX30/37/50		2012	-	→	E20	I-026	A	12,3	2200	100	28,0			M			
FX30/37/50		2012	-	→	E20	I-027	V	12,3	2200	100	29,8			M			
EX30/37		2012	-	→	E20	I-026	A	12,3	2200	100	28,0			M			
EX30/37		2012	-	→	E20	I-027	V	12,3	2200	100	29,8			M			

ISUZU																	
D-Max I	(Pickup) bumper with step	2007	-	2012	e20	I-030	E	15,0	3000	120	28,2	→			16090500	26090500	-
D-Max II	(Pickup) bumper with step	2012	-	2020	E20	I-031	E	16,0	3500	140	28,2	→				26090506 for cars till 2017	-
D-Max II	(Pickup) bumper with step	2012	-	2020	E20	I-032	V	16,0	3500	140	29,5	→				26090506 for cars till 2017	-
D-Max II	(Pickup) bumper with step USA standard tap. ZK- (ISO50) ball assembly in set	2012	-	2020	E20	I-033	ZK-4	16,0	3500	245	34,2	→				26090506 for cars till 2017	-
D-Max III	2/4 door (Regular/Extended/Crew cab model)	11/2019	-	→	E20	I-034	E	16,5	3500	245	32,4			M		21090510 for cars from 2020	-

IVECO																	
Daily	50C13	05/1999	-	2013		I-014/2	E	20,5	3500	150	26,8						
Daily	35C../ 50C.. Van, Minibus (incl. with step) Box Van	05/1999	-	2005	E20	I-015	E	20,6	3500	150	32,2						
Daily	35C../ 50C.. Van, Minibus (incl. with step) Box Van	2006	-	2013	E20	I-015	E	20,6	3500	150	32,2			M			
Daily UniJet	35C13	05/1999	-	2013		I-014/2	E	20,5	3500	150	26,8						
Daily	35S Van (wheelbase: 3520mm) (overhang: 1520 / 1541mm) (with step) (single wheels)	2014	-	→	E20	I-017	E	21,0	3500	200	28,9			M		21350512 for cars without preparation/ 21350507 for cars with preparation	-
Daily	35S Van (wheelbase: 3520mm) (overhang: 1120mm) (with step) (single wheels)	2014	-	→	E20	I-018	E	20,2	3500	200	26,8			M		21350512 for cars without preparation/ 21350507 for cars with preparation	-
Daily	35S Van (wheelbase: 4100mm) (overhang: 2126mm) (with step) (single wheels)	2014	-	2020	E20	I-019	E	21,0	3500	200	29,2			M		21350512 for cars without preparation/ 21350507 for cars with preparation	-
Daily	35C Van (double wheels) (wheelbase: 4100mm) (ze stopniern)	2014	-	→	E20	I-023	E	21,0	3500	250	31,2			M		21350512 for cars without preparation/ 21350507 for cars with preparation	-

					ece/ ec	Catalog no									Dedicated wire harness 7 pin	Dedicated wire harness 13 pin	program- ming
Daily	35C Box Van (double wheels)	2014	-	→	E20	I-022	E	21,0	3500	250	30,6			M		21350512 for cars without preparation/ 21350507 for cars with preparation	-

JAGUAR																	
XF	(4D) (X260)	2015	-	→	E20	J-010	A	11,5	2200	110	19,7	→		M	12360506 for cars till 05/2017	21360506 for cars till 05/2017	•
XF	(4D) (X260)	2015	-	→	E20	J-011	V	11,5	2200	110	21,5	→		M	12360506 for cars till 05/2017	21360506 for cars till 05/2017	•
XF	(X260) Sportbrake (Estate)	07/2017	-	→	E20	J-016	A	11,5	2200	120	18,0	→		M			
XF	(X260) Sportbrake (Estate)	07/2017	-	→	E20	J-017	V	11,5	2200	120	20,7	→		M			
E-Pace	(X540)	2017	-	→	E20	J-012	A	10,6	1900	120	25,8	→		M		21360509	•
E-Pace	(X540)	2017	-	→	E20	J-013	V	10,6	1900	120	27,6	→		M		21360509	•
F-Pace	(X761)	09/2015	-	05/2017	E20	J-014	A	12,5	2400	175	26,7	→		M	12360506	21360506	•
F-Pace	(X761)	09/2015	-	05/2017	E20	J-015	V	12,5	2400	175	28,7	→		M	12360506	21360506	•
F-Pace	(X761)	06/2017	-	→	E20	J-014	A	12,5	2400	175	26,7	→		M		21500632	•
F-Pace	(X761)	06/2017	-	→	E20	J-015	V	12,5	2400	175	28,7	→		M		21500632	•














JEEP																	
Commander	(XH) Limited, Laredo, Overland	05/2006	-	2011	e20	J-050/1	A	15,2	3500	150	12,9	→			16610502	26610502	-
Commander	(XH) Limited, Laredo, Overland	05/2006	-	2011	e20	J-053	V	15,2	3500	150	15,3	→			16610502	26610502	-
Cherokee	(KJ)	09/2001	-	02/2008	E20	J-061	A	14,4	3500	140	23,9						
Cherokee	(KK)	03/2008	-	2013	e20	J-054	A	15,3	3500	140	25,3	→					
Cherokee	(KK)	03/2008	-	2013	e20	J-055	V	15,3	3500	140	28,0	→					
Cherokee	(KL)	04/2014	-	08/2018	E20	J-064	A	12,5	2500	125	21,4	→		M		21610509	-
Cherokee	(KL)	04/2014	-	08/2018	E20	J-064	A	12,5	2500	125	21,4	→		M		21610509	-
Cherokee	(KL)	04/2014	-	08/2018	E20	J-065	V	12,5	2500	125	24,3	→		M		21610509	-
Cherokee	(KL)	04/2014	-	08/2018	E20	J-065	V	12,5	2500	125	24,3	→		M		21610509	-
Cherokee	(KL) (Face Lift)	09/2018	-	→	E20	J-075	A	12,5	2500	140	23,6	→		M		21610518	-
Cherokee	(KL) (Face Lift)	09/2018	-	→	E20	J-076	V	12,5	2500	140	26,1	→		M		21610518	-
Compass	(MK49)	2006	-	2011	e20	J-058	A	10,0	2000	105	14,4	→				26500548	-
Compass	(MK49)	2006	-	2011	e20	J-059	H	10,0	2000	105	16,5	→				26500548	-
Compass	(MK49)	2011	-	2017	e20	J-058	A	10,0	2000	105	14,7	→				26500548	-
Compass	(MK49)	2011	-	2017	e20	J-059	H	10,0	2000	105	16,5	→				26500548	-
Compass II	(MP) (incl. Hybrid) (excl: version with smart opener)	2017	-	→	E20	J-073	A	10,2	1900	110	17,9	→		M		21610517	-
Compass II	(MP) (incl. Hybrid) (excl: version with smart opener)	2017	-	→	E20	J-074	V	10,2	1900	110	19,8	→		M		21610517	-
Gladiator	(JT)	01/2020	-	→	E20	J-079	A	15,7	3500	180	8,5			M			
Gladiator	(JT)	01/2020	-	→	E20	J-080	V	15,7	3500	180	4,8			M			
Grand Cherokee	(WJ/WG)	03/1999	-	05/2005	E20	J-060	A	14,3	3500	140	23,7						
Grand Cherokee	(WH) Limited, Laredo, Overland	06/2005	-	03/2011	e20	J-050/1	A	15,2	3500	150	12,9	→			16610502	26610502	-
Grand Cherokee	(WH) Limited, Laredo, Overland	06/2005	-	03/2011	e20	J-053	V	15,2	3500	150	15,3	→			16610502	26610502	-









					ece/ ec	Catalog no									Dedicated wire harness 7 pin	Dedicated wire harness 13 pin	program- ming
Grand Cherokee	(WK, WK2) (excl. SRT8, Summit)	04/2011	-	04/2013	E20	J-056	A	16,0	3500	140	19,5	→	✂	M		21610505	-
Grand Cherokee	(WK, WK2) (excl. SRT8, Summit)	05/2013	-	2021	E20	J-056	A	16,0	3500	140	19,5	→	✂	M	12610510	21610510	-
Grand Cherokee	(WK, WK2) (excl. SRT8, Summit)	04/2011	-	04/2013	E20	J-057	V	16,0	3500	140	22,2	→	✂	M		21610505	-
Grand Cherokee	(WK, WK2) (excl. SRT8, Summit)	05/2013	-	2021	E20	J-057	V	16,0	3500	140	22,2	→	✂	M	12610510	21610510	-
Grand Cherokee	(WK2) Summit	2013	-	2021	E20	J-063	V	16,2	3500	175	26,2	→	✂	M	12610510	21610510	-
Patriot	(MK74)	2007	-	2011	e20	J-058	A	10,0	2000	105	14,4	→				26500548	-
Patriot	(MK74)	2007	-	2011	e20	J-059	H	10,0	2000	105	16,5	→				26500548	-
Renegade	(excl. Trailhawk)	2014	-	2017	E20	J-067	A	9,5	1500	100	17,4	→	✂	M	12500612	21500612	-
Renegade	(excl. Trailhawk)	2014	-	2017	E20	J-067	A	9,5	1500	100	17,4	→	✂	M	12500612	21500612	-
Renegade	(excl. Trailhawk)	2014	-	2017	E20	J-068	V	9,5	1500	100	20,7	→	✂	M	12500612	21500612	-
Renegade	(excl. Trailhawk)	2014	-	2017	E20	J-068	V	9,5	1500	100	20,7	→	✂	M	12500612	21500612	-
Renegade	(excl. Trailhawk)	2014	-	2017	E20	J-073	A	10,2	1900	110	17,9	→	✂	M	12500612	21500612	-
Renegade	(excl. Trailhawk)	2014	-	2017	E20	J-074	V	10,2	1900	110	19,8	→	✂	M	12500612	21500612	-
Renegade	(excl. Trailhawk) (excl: version with smart opener)	2018	-	→	E20	J-073	A	10,2	1900	110	17,9	→	✂	M	12500612	21500612	-
Renegade	(excl. Trailhawk) (excl: version with smart opener)	2018	-	→	E20	J-074	V	10,2	1900	110	19,8	→	✂	M	12500612	21500612	-
Wrangler	(TJ)	1996	-	2007	E20	J-070	A	10,0	2100	90	18,6						
Wrangler	(TJ)	1996	-	2007	E20	J-069	H	10,0	2100	90	20,0						
Wrangler	(JK)	04/2007	-	2018	E20	J-071	A	15,3	3500	175	9,5	→			16610501	26610501	-
Wrangler	(JK)	04/2007	-	2018	E20	J-072	V	15,3	3500	175	12,7	→			16610501	26610501	-
Wrangler IV	(JL) 2D/4D (excl. AdBlue)	11/2017	-	→	E20	J-077	A	15,1	3500	160	8,9			M	12610516 for cars from 08/2018	21610516 for cars from 08/2018	-
Wrangler IV	(JL) 2D/4D (excl. AdBlue)	11/2017	-	→	E20	J-078	V	15,1	3500	160	11,9			M	12610516 for cars from 08/2018	21610516 for cars from 08/2018	-
Wrangler IV	(JL) 2D/4D Plug-in Hybrid	2021	-	→	E20	J-077	A	15,1	3500	160	8,9			M			
Wrangler IV	(JL) 2D/4D Plug-in Hybrid	2021	-	→	E20	J-078	V	15,1	3500	160	11,9			M			
Wrangler IV	(JL) 2D/4D (excl. AdBlue) (incl. Rubicon) (wheel width max: 255mm) (incl. Plug-in Hybrid)	11/2017	-	→	E20	J-081	A	15,1	3500	160	10,0			M			
Wrangler IV	(JL) 2D/4D (excl. AdBlue) (incl. Rubicon) (wheel width max: 255mm) (incl. Plug-in Hybrid)	11/2017	-	→	E20	J-082	V	15,1	3500	160	5,4			M			















KIA																	
Carens		11/2006	-	2013	e4	K-006	A	8,9	1500	75	18,5		✂				
Carens		2013	-	2019	E20	K-057	A	9,1	1500	75	17,3			M			
Carens		2013	-	2019	E20	K-058	H	9,1	1500	75	18,7			M			
Carnival I		1999	-	2006	E20	K-009	A	11,6	2100	80	17,1	→	✂				
Carnival I		1999	-	2006	E20	K-011	V	11,6	2100	80	20,3	→	✂				
Carnival II	while stocks last	2006	-	2014	E20	K-065	A	12,0	2000	85	28,9	→	✂	M			
Carnival II	while stocks last	2006	-	2014	E20	K-066	H	12,0	2000	85	31,7	→	✂	M			
Cee'd	5D	2007	-	09/2009	e4	K-001	A	8,6	1500	75	18,0		✂	M	16100524		-
Cee'd	5D	10/2009	-	05/2012	e4	K-001	A	8,6	1500	75	18,0		✂	M			
Cee'd	5D (JD)	2012	-	2018	e20	K-055	A	8,3	1500	75	18,7			M	16100547	26100547	-

		ece/ ec	Catalog no									Dedicated wire harness 7 pin	Dedicated wire harness 13 pin	program- ming
Cee'd	5D (JD)	2012 - 2018	e20	K-056	H	8,3	1500	75	20,6		M	16100547	26100547	-
Ceed III	5D (CD) (excl. AdBlue)	2018 - →	E20	K-079	A	8,7	1600	85	18,3	→	M	16100574 for cars with preparation from 06/2018 till 08/2019		-
Ceed III	5D (CD) (excl. AdBlue)	2018 - →	E20	K-080	V	8,7	1600	85	15,4	→	M	16100574 for cars with preparation from 06/2018 till 08/2019		-
Cee'd	Sporty Wagon Estate	07/2007 - 08/2012	e4	K-003	A	8,9	1600	75	16,3		M	12100529 for cars till 2009, 2100535 for cars from 2009 till 2012		-
Cee'd	Sporty Wagon Estate	07/2007 - 08/2012	e4	K-004	H	8,9	1600	75	17,7		M	12100529 for cars till 2009, 2100535 for cars from 2009 till 2012		-
Cee'd	SW (JD) (Estate) (incl. GT Line)	09/2012 - 07/2018	E20	K-063	A	8,7	1500	80	19,7	→ ✂	M	16100547	26100547	-
Cee'd	SW (JD) (Estate) (incl. GT Line)	09/2012 - 07/2018	E20	K-064	V	8,7	1500	80	22,2	→ ✂	M	16100547	26100547	-
Ceed III		07/2018 - →	E20	K-085	A	8,5	1500	85	18,3	→ ✂	M			
Ceed III		07/2018 - →	E20	K-086	V	8,5	1500	85	21,2	→ ✂	M		21100576 for cars without preparation, 21100579 for cars with preparation from 2019	-
E-Niro		04/2019 - 2022	E20	K-096	A	5,6	750	100	15,3	→ ✂	M			
E-Niro		04/2019 - 2022	E20	K-097	V	5,6	750	100	18,6	→ ✂	M			
EV 6	(CV) (2WD/4WD) (incl. GT-Line)	07/2021 - →	E20	K-101	A	10,00	1650	110		→	M	12500686 for cars with preparation	21500686 for cars with preparation	-
EV 6	(CV) (2WD/4WD) (incl. GT-Line)	07/2021 - →	E20	K-102	V	10,00	1650	110		→ ✂	M	12500686 for cars with preparation	21500686 for cars with preparation	-
EV 9	EV 4WD GT-Line	2023 - →	E20	K-105	A	14,20	2500	130			M		21500731	-
EV 9	EV 4WD GT-Line	2023 - →	E20	K-106	V	14,20	2500	130			M		21500731	-
K-2500	Box Van	2004 - →	e20	K-032	A	9,6	1400	56	19,5					
K-2900	Box Van	2008 - →	e20	K-034	A	9,9	1400	75	20,7					
Niro	Hybrid (Only version C5P11/D61AY1 and C5P11/D61BY1)	2016 - 05/2019	E20	K-071	A	8,2	1300	100	19,0	→ ✂	M			
Niro	Hybrid (Only version C5P11/D61AY1 and C5P11/D61BY1)	2016 - 05/2019	E20	K-072	V	8,2	1300	100	21,8	→ ✂	M			
Niro	HEV PHEV EV	2022 - →	E20	K-103	A	8,20	1350	100		→ ✂	M	12500686 for cars with preparation	21500686 for cars with preparation	-
Niro	HEV PHEV EV	2022 - →	E20	K-104	V	8,20	1350	100		→ ✂	M	12500686 for cars with preparation	21500686 for cars with preparation	-
Optima	4D	2012 - 2015	E20	K-018	A	9,9	1800	85	16,6		M			
Optima	4D	2012 - 2015	E20	K-019	V	9,9	1800	85	19,3		M			
Optima	4D (oprócz AdBlue)	2016 - 2020	E20	K-043	A	9,9	1800	85	17,8	→ ✂	M			
Optima	4Дв (oprócz AdBlue)	2016 - 2020	E20	K-044	V	9,9	1800	85	20,8	→ ✂	M			
Optima	Estate (incl. GT Line) (excl. AdBlue)	2016 - 2020	E20	K-067	A	9,9	1800	85	17,8	→ ✂	M	16100561 also Plug in Hybrid	26100561 also Plug in Hybrid	-
Optima	Estate (incl. GT Line) (excl. AdBlue)	2016 - 2020	E20	K-068	V	9,9	1800	85	20,2	→ ✂	M	16100561 also Plug in Hybrid	26100561 also Plug in Hybrid	-
Picanto	5D	2004 - 04/2011	e20	K-005	A	5,2	800	50	18,1					
Picanto	5D	05/2011 - 2015	E20	K-037	A	5,5	900	75	13,3			16100544		-
Picanto	5D	05/2011 - 2015	E20	K-038	H	5,5	900	75	15,2			16100544		-
ProCeed GT	5D (CD)	10/2018 - →	E20	K-087	A	8,5	1500	85	20,1	→	M			
ProCeed GT	5D (CD)	10/2018 - →	E20	K-088	V	8,5	1500	85	22,3	→	M			
Rio II	3/5D (JB)	09/2005 - 09/2009	e4	K-008	A	6,4	1100	50	16,5	→ ✂				
Rio II	4D (JB)	09/2005 - 2009	E20	K-081	A	6,6	1100	70	15,3					
Rio II	4D (JB)	09/2005 - 2009	E20	K-082	H	6,6	1100	70	17,1					
Rio III	5D (UB)	06/2011 - 2017	E20	K-041	A	6,8	1100	50	18,9		M			
Rio III	5D (UB)	06/2011 - 2017	E20	K-042	V	6,8	1100	50	21,4		M			

					ece/ ec	Catalog no									Dedicated wire harness 7 pin	Dedicated wire harness 13 pin	program- ming
Rio III	4D (UB)	2013	-	2017	E20	K-049	A	7,9	1200	75	17,2			M			
Rio III	4D (UB)	2013	-	2017	E20	K-050	H	7,9	1200	75	23,5			M			
Rio IV	5D (YB)	2017	-	2020	E20	K-069	A	7,0	1200	75	16,0	→	✂	M			
Rio IV	5D (YB)	2017	-	2020	E20	K-070	H	7,0	1200	75	19,1	→	✂	M			
Rio IV	5D (YB) (facelift)	2020	-	→	E20	K-069	A	7,0	1200	75	16,0	→	✂	M			
Rio IV	5D (YB) (facelift)	2020	-	→	E20	K-070	H	7,0	1200	75	19,1	→	✂	M			
Rio IV	5D (YB) (facelift)	2020	-	→	E20	K-095	V	7,0	1200	80	20,4	→	✂	M			
Soul		2009	-	2014	e20	K-021	A	7,4	1300	52	20,3						
Soul		2009	-	2014	e20	K-022	H	7,4	1300	52	21,4						
Soul		2014	-	2018	E20	K-061	A	8,0	1400	75	18,1	→		M			
Soul		2014	-	2018	E20	K-062	H	8,0	1400	75	19,8	→		M			
Sorento		2002	-	06/2006	e20	K-012	A	13,30	2800	120	24,1	→	✂				
Sorento		2002	-	06/2006	e20	K-013	V	13,30	2800	120	24,3	→	✂				
Sorento		07/2006	-	10/2009	e20	K-023	A	14,9	3500	140	24,0	→	✂				
Sorento	while stocks last	07/2006	-	10/2009	E20	K-026	H	14,9	3500	140	30,1	→	✂				
Sorento		10/2009	-	10/2012	e20 E20	K-016	A	12,70	2600	100	22,0	→	✂	M			
Sorento		10/2009	-	10/2012	e20 E20	K-016	A	12,70	2600	100	22,0	→	✂	M			
Sorento		10/2009	-	10/2012	e20 E20	K-017	V	12,70	2600	100	24,3	→	✂	M			
Sorento		10/2009	-	10/2012	e20 E20	K-017	V	12,70	2600	100	24,3	→	✂	M			
Sorento		11/2012	-	2015	E20	K-035	A	12,6	2500	100	18,9	→	✂	M	16100548	26100548	-
Sorento		11/2012	-	2015	E20	K-036	V	12,6	2500	100	21,1	→	✂	M	16100548	26100548	-
Sorento III	(UM)	2015	-	2019	E20	K-039	A	12,6	2500	100	21,1	→	✂	M	16100553	26100553	-
Sorento III	(UM)	2015	-	2019	E20	K-040	V	12,6	2500	100	22,7	→	✂	M	16100553	26100553	-
Sorento IV	(MQ4, MQ4A) (Hybrid) (4WD)	2020	-	→	E20	K-091	A	12,8	2500	120	22,6			M			
Sorento IV	(MQ4, MQ4A) (Hybrid) (4WD)	2020	-	→	E20	K-092	V	12,8	2500	120	24,8			M			
Sportage	5D (4WD)	1994	-	10/2004	e20	K-025	A	9,9	2000	70	18,0						
Sportage II		01/2005	-	07/2010	e4	H-278	A	9,9	1800	75	23,9		✂				
Sportage II		01/2005	-	07/2010	e4	H-279	H	9,9	1800	75	25,2		✂				
Sportage III	(2WD/4WD)	08/2010	-	2015	e4	K-028	A	10,6	2000	80	17,2			M	16100551	26100551	-
Sportage III	(2WD/4WD)	08/2010	-	2015	e4	K-029	V	10,6	2000	80	19,7			M	16100551	26100551	-
Sportage IV	(incl. GT Line) (2WD/4WD)	2016	-	08/2018	E20	H-280	A	11,0	2200	100	19,9		✂	M	16500616	26500616	-
Sportage IV	(incl. GT Line) (2WD/4WD)	2016	-	08/2018	E20	H-281	V	11,0	2200	100	21,9		✂	M	16500616	26500616	-
Sportage IV	Face Lift (2WD/4WD) (incl. GT Line)	2018	-	2021	E20	K-083	A	11,1	2200	110	19,3	→	✂	M	16500616	26500616	-
Sportage IV	Face Lift (2WD/4WD) (incl. GT Line)	2018	-	2021	E20	K-084	V	11,1	2200	110	21,6	→	✂	M	16500616	26500616	-
Sportage V	(NQ5) (incl. Hybrid) (incl. GT Line) (2WD/4WD)	11/2021	-	→	E20	K-098	A	11,2	2300	120	19,0	→	✂	M	12500686 for cars with preparation	21500686 for cars with preparation	-
Sportage V	(NQ5) (incl. Hybrid) (incl. GT Line) (2WD/4WD)	11/2021	-	→	E20	K-099	V	11,2	2300	120	20,9	→	✂	M	12500686 for cars with preparation	21500686 for cars with preparation	-
Stinger	(Liftback) (incl. GT) (incl. GT Line) (2WD/4WD)	2017	-	→	E20	K-077	A	9,1	1500	85	22,9	→	✂	M	16100571 for cars with preparation		-
Stinger	(Liftback) (incl. GT) (incl. GT Line) (2WD/4WD)	2017	-	→	E20	K-078	V	9,1	1500	85	25,3	→	✂	M	16100571 for cars with preparation		-
Stonic		2017	-	2020	E20	K-075	A	7,0	1200	80	16,2	→	✂	M			
Stonic		2017	-	2020	E20	K-076	V	7,0	1200	80	19,0	→	✂	M			
Stonic	(Facelift) (incl. Hybrid)	2020	-	→	E20	K-093	A	7,0	1200	80	16,1	→	✂	M			
Stonic	(Facelift) (incl. Hybrid)	2020	-	→	E20	K-094	V	7,0	1200	80	18,9	→	✂	M			
Venga	3/5D	2009	-	2019	e20	K-047	A	7,7	1300	75	17,1	→	✂	M	12100538		-















					ece/ ec	Catalog no									Dedicated wire harness 7 pin	Dedicated wire harness 13 pin	program- ming
Venga	3/5D	2009	-	2019	e20	K-048	H	7,7	1300	75	19,1	→		M	12100538		-
Xceed	5D	2019	-	→	E20	K-089	A	8,7	1600	90	15,5	→		M			
Xceed	5D	2019	-	→	E20	K-090	V	8,7	1600	90	18,0	→		M			


LANCIA																	
Delta	3/5D	09/1993	-	07/1995	e20	F-050	B	7,2	1300	70	13,3	→					
Delta	5D	2008	-	12/2014	e4	F-048	A	7,9	1400	60	16,0	→		M			
Delta	5D	2008	-	12/2014	e4	F-049	H	7,9	1400	60	18,4	→		M			
Phedra		2002	-	04/2005	e20	F-147	A	10,8	1900	100	16,5	→		M			
Phedra		05/2005	-	2010	e20	F-147	A	10,8	1900	100	16,5	→		M	12500558	21500558	•
Phedra		2002	-	04/2005	E20	F-146	H	10,8	1900	100	18,3	→		M			
Phedra		05/2005	-	2010	E20	F-146	H	10,8	1900	100	18,3	→		M	12500558	21500558	•
Voyager	(excl. version with parking sensors)	2011	-	2014	E20	C-207	A	11,3	2000	130	25,5	→		M			
Voyager		2011	-	2014	E20	C-208	H	11,3	2000	130	27,3	→		M			

LAND ROVER																	
Discovery V		2017	-	12/2020	E20	L-106	A	16,6	3500	195	33,0	→		M	12190513 cars without LED	21190513 for cars without LED, for cars with LED + 21190516	•
Discovery V		2017	-	12/2020	E20	L-107	V	16,6	3500	195	33,6	→		M	12190513 cars without LED	21190513 for cars without LED , for cars with LED + 21190516	•
Discovery V		2017	-	12/2020	E20	L-108	ZK-4	16,6	3500	195	27,6	→		M	12190513 cars without LED	21190513 for cars without LED , for cars with LED + 21190516	•
Discovery V	4WD (Facelift) (incl. Hybrid)	2021	-	→	E20	L-106	A	16,6	3500	195	21,6	→		M	12190523	21190523	•
Discovery V	4WD (Facelift) (incl. Hybrid)	2021	-	→	E20	L-107	V	16,6	3500	195	33,6	→		M	12190523	21190523	•
Discovery V	4WD (Facelift) (incl. Hybrid)	2021	-	→	E20	L-108	ZK-4	16,6	3500	195	27,6	→		M	12190523	21190523	•
Discovery Sport	(L550) (7 seats) 4WD (Only version without spare wheel)	2014	-	04/2019	E20	L-104	A	12,9	2500	150	26,3	→		M			
Discovery Sport	(L550) (7 seats) 4WD (Only version without spare wheel)	2014	-	04/2019	E20	L-105	V	12,9	2500	150	28,6	→		M			
Discovery Sport	(L550) 4WD (With spare wheel in the boot)	2014	-	04/2019	E20	L-122	A	12,9	2500	150	26,0	→		M			
Discovery Sport	(L550) 4WD (With spare wheel in the boot)	2014	-	04/2019	E20	L-123	V	12,9	2500	150	22,5	→		M			
Range Rover	(L322) (Vogue)	02/2002	-	05/2005	e20	L-110	A	16,4	3500	150	26,4	→		M			
Range Rover	(L322) (Vogue)	02/2002	-	05/2005	e20	L-111	V	16,4	3500	150	26,5	→		M			
Range Rover	(L322) (Vogue)	05/2005	-	2012	e20	L-110	A	16,4	3500	150	26,4	→		M			
Range Rover	(L322) (Vogue)	05/2005	-	2012	e20	L-111	V	16,4	3500	150	26,5	→		M			
Range Rover	(L405) (Vogue)	2013	-	2021	E20	L-114	A	16,6	3500	150	28,5	→		M	12190513 for cars without LED	21190513 for cars without LED, 21190516 for cars with LED	•
Range Rover	(L405) (Vogue)	2013	-	2021	E20	L-115	V	16,6	3500	150	33,0	→		M	12190513 for cars without LED	21190513 for cars without LED, 21190516 for cars with LED	•
Range Rover Evoque	(L538)	09/2011	-	2019	E20	L-112	A	10,0	1800	100	17,3	→		M	12190511	21190511	-
Range Rover Evoque	(L538)	09/2011	-	2019	E20	L-113	V	10,0	1800	100	20,0	→		M	12190511	21190511	-












					ece/ ec	Catalog no									Dedicated wire harness 7 pin	Dedicated wire harness 13 pin	program- ming
Range Rover Evoque	(L551) (incl. AdBlue) (incl. 2.0 MHEV)	12/2018	-	→	E20	L-120	A	11,3	2000	150	26,0	→	✂	M	12190521 for cars from 2019 till 2020 / 12500682 for cars from 2021	21190521 for cars from 2019 till 2020 / 21500682 for cars from 2021	•
Range Rover Evoque	(L551) (incl. AdBlue) (incl. 2.0 MHEV)	12/2018	-	→	E20	L-121	V	11,3	2000	150	27,6	→	✂	M	12190521 for cars from 2019 till 2020 / 12500682 for cars from 2021	21190521 for cars from 2019 till 2020 / 21500682 for cars from 2021	•
Range Rover Sport	(L494) (excl. PHEV)	10/2013	-	2022	E20	L-116	A	16,6	3500	150	28,2	→	✂	M	12190513 for cars without LED	21190513 for cars without LED / 21190516 for cars with LED	•
Range Rover Sport	(L494) (excl. PHEV)	10/2013	-	2022	E20	L-117	V	16,6	3500	150	32,3	→	✂	M	12190513 for cars without LED	21190513 for cars without LED / 21190516 for cars with LED	•
Range Rover VELAR	(L560) (incl. R-Dynamic)	03/2017	-	→	E20	L-118	A	13,0	2500	175	26,5	→	✂	M	12500679 for cars from 2021	21500632 for cars till 2020 / 21500679 for cars from 2021	•
Range Rover VELAR	(L560) (incl. R-Dynamic)	03/2017	-	→	E20	L-119	V	13,0	2500	175	28,4	→	✂	M	12500679 for cars from 2021	21500632 for cars till 2020 / 21500679 for cars from 2021	•
Freelander I		1998	-	2003	e4	L-100/1	A	10,0	2000	122	15,9						
Freelander I		2004	-	05/2007	e4	L-100/1	A	10,0	2000	122	15,9						
Freelander II		2007	-	09/2012	E20	L-102	A	11,1	2300	150	17,9	→	✂	M	12190510	21190510	•
Freelander II		10/2012	-	2014	E20	L-102	A	11,1	2300	150	17,9	→	✂	M			
Freelander II		2007	-	09/2012	E20	L-103	V	11,1	2300	150	20,6	→	✂	M	12190510	21190510	•
Freelander II		10/2012	-	2014	E20	L-103	V	11,1	2300	150	20,6	→	✂	M			











LEXUS																	
LX 570		2008	-	→	e4	T-170	A	17,0	3500	140	9,9	→	✂	M			
LX 570		2008	-	→	E20	T-172	V	17,0	3500	140	12,4	→	✂	M			
NX 300h I	Only version: AYZ10R-AWXLBW AYZ15R-AWXLBW AYZ10L-AWXLBW AYZ15L-AWXLBW	2014	-	2017	E20	L-165	A	9,1	1500	75	23,4	→	✂	M		26670503	-
NX 300h I	Only version: AYZ10R-AWXLBW AYZ15R-AWXLBW AYZ10L-AWXLBW AYZ15L-AWXLBW	2014	-	2017	E20	L-166	V	9,1	1500	75	25,5	→	✂	M		26670503	-
NX 300h I	(Facelift) Only version: AYZ10R-AWXLBW AYZ15R-AWXLBW AYZ10L-AWXLBW AYZ15L-AWXLBW	2018	-	2021	E20	L-165	A	9,1	1500	75	23,4	→	✂	M		21670503	-
NX 300h I	(Facelift) Only version: AYZ10R-AWXLBW AYZ15R-AWXLBW AYZ10L-AWXLBW AYZ15L-AWXLBW	2018	-	2021	E20	L-166	V	9,1	1500	75	25,5	→	✂	M		21670503	-
NX I	AGZ1**-AW***W (2WD/4WD)	2014	-	2021	E20	L-173	A	9,6	1500	85	24,9	→	✂	M			
NX I	AGZ1**-AW***W (2WD/4WD)	2014	-	2021	E20	L-174	V	9,6	1500	85	21,2	→	✂	M			
UX	(_AA1_ _AH1_ _MA1_)	10/2018	-	→	E20	L-169	A	6,7	1000	80		→		M			
UX	(_AA1_ _AH1_ _MA1_)	10/2018	-	→	E20	L-170	V	6,7	1000	80		→		M			
RX300, 350, 400h		2003	-	2008	E20	L-161	A	11,8	2400	100	26,0	→	✂	M			
RX 350	5D excl. version with height control suspension	05/2009	-	12/2015	E20	L-163	A	11,9	2100	85	38,0	→	✂	M			
RX 350	5D excl. version with height control suspension	05/2009	-	12/2015	E20	L-164	V	11,9	2100	85	40,8	→	✂	M			
RX 350	(L2) excl. version with height control suspension	10/2015	-	2019	E20	L-163	A	11,9	2100	85	38,0	→	✂	M	12670505 for cars 2015	21670505 for cars 2015	-
RX 350	(L2) excl. version with height control suspension	10/2015	-	2019	E20	L-164	V	11,9	2100	85	40,8	→	✂	M	12670505 for cars 2015	21670505 for cars 2015	-
RX 450h	5D excl. version with height control suspension	05/2009	-	12/2015	E20	L-163	A	11,9	2100	85	38,0	→	✂	M			
RX 450h	5D excl. version with height control suspension	05/2009	-	12/2015	E20	L-164	V	11,9	2100	85	40,8	→	✂	M			
RX 450h	(L2) 5D excl. version with height control suspension	10/2015	-	2019	E20	L-163	A	11,9	2100	85	38,0	→	✂	M	12670505 for cars 2015	21670505 for cars 2015	-













					ece/ ec	Catalog no									Dedicated wire harness 7 pin	Dedicated wire harness 13 pin	program- ming
RX 450h	(L2) 5D excl. version with height control suspension	10/2015	-	2019	E20	L-164	V	11,9	2100	85	40,8	→		M	12670505 for cars 2015	21670505 for cars 2015	-
RX 450h	(L2) (Facelift) 5D excl. version with height control suspension	2019	-	→	E20	L-171	A	11,7	2100	120	38,4	→		M	12670505	21670505	-
RX 450h	(L2) (Facelift) 5D excl. version with height control suspension	2019	-	→	E20	L-172	V	11,7	2100	120	34,7	→		M	12670505	21670505	-
RX450hL		2017	-	→	E20	L-167	A	11,9	2100	100	24,6	→		M			
RX450hL		2017	-	→	E20	L-168	V	11,9	2100	100	26,3	→		M			




















MAN																	
TGE	(UZ) (Box Van) (double wheels) rear wheel drive	11/2016	-	→	E20	V-037	E	21,0	3500	150	23,9	→		M		21500629 for cars without preparation from 2017 / 21500630 for cars with preparation from 2017	•
TGE	Van wheelbase: 3640 mm single wheel without step front wheel drive	02/2017	-	→	E20	V-036	E	17,5	3500	150	25,25			M		21500629 for cars without preparation from 2017 / 21500630 for cars with preparation from 2017	•
TGE	Van, Minibus with step 3640 / 4490 mm Single wheel front wheel drive FWD	11/2016	-	→	-	V-039	E	21,0	3500	150	34,7	→		M		21500629 for cars without preparation from 2017 / 21500630 for cars with preparation from 2017	•




































MAXUS																	
Deliver 9	VAN, Minibus	2020	-	→	E20	M-500	E	17,17	3500	350				M			




























MAZDA																	
2	(DY)	2003	-	2007	E20	M-011	A	5,8	950	50	17,4	→					
2	(DY) while stocks last	2003	-	2007	E20	M-013	H	5,8	950	50	19,4	→					
2	(DE)	2007	-	2015	E20	M-017	A	7,1	1250	80	12,9	→				26120507	-
2	5D (DJ)	2015	-	2022	E20	M-046	A	7,0	1200	50	17,2	→		M	16120520	26120520	-
2	5D (DJ)	2015	-	2022	E20	M-047	V	7,0	1200	50	20,7	→		M	16120520	26120520	-
3	5D (BK)	2003	-	2009	e20	M-018/1	A	8,7	1765	75	17,0	→			16120510	26120510	-
3	5D (BK)	2003	-	2009	e20	M-020	V	8,7	1765	75	20,4	→			16120510	26120510	-
3	5D (BL)	2009	-	2014	e20	M-018/1	A	8,7	1765	75	17,0	→			16120510	26120510	-
3	5D (BL)	2009	-	2014	e20	M-020	V	8,7	1765	75	20,4	→			16120510	26120510	-
3	5D (BM)	2013	-	2019	E20	M-058	V	9,5	1800	90		→		M			
3	4D (BK) (excl. Version with sport bumper)	2003	-	2009	e20	M-018/1	A	8,7	1765	75	17,0	→					
3	4D (BK) (excl. Version with sport bumper)	2003	-	2009	e20	M-020	V	8,7	1765	75	20,4	→					
3	4D (BL)	2009	-	2013	E20	M-015	A	9,4	1800	75	17,3	→			16120510	26120510	-
3	4D (BL)	2009	-	2013	E20	M-016	V	9,4	1800	75	20,3	→			16120510	26120510	-
3	4D (BM)	2013	-	2019	E20	M-052	A	9,3	1800	90	23,0	→		M	12120518	21120518	-
3	4D (BM)	2013	-	2019	E20	M-053	V	9,3	1800	90	24,8	→		M	12120518	21120518	-
3	4D (BP)	01/2019	-	→	E20	M-061	A	9,3	1800	90	16,0	→		M			
3	4D (BP)	01/2019	-	→	E20	M-062	V	9,3	1800	90	18,4	→		M			
3	5D (BM)	2013	-	2019	E20	M-038	A	9,5	1800	90	17,1	→		M	12120518	21120518	-
3	5D (BM)	2013	-	2019	E20	M-039	H	9,5	1800	90	18,8	→		M	12120518	21120518	-
3	5D (BP)	01/2019	-	→	E20	M-059	A	10,0	1900	90	20,3	→		M			

			ece/ ec	Catalog no									Dedicated wire harness 7 pin	Dedicated wire harness 13 pin	program- ming		
3	5D (BP)	01/2019	-	→	E20	M-060	V	10,0	1900	90	21,2	→					
5	(CR)	2005	-	2010	E20	M-028	A	9,3	1600	75	14,9	→	✂	M			
5	(CR)	2005	-	2010	E20	M-029	V	9,3	1600	75	19,8	→	✂	M			
5	(CW)	2010	-	2015	E20	M-028	A	9,3	1600	75	14,9	→	✂	M			
5	(CW)	2010	-	2015	E20	M-029	V	9,3	1600	75	19,8	→	✂	M			
6	5D (GG)	01/2003	-	01/2008	E20	M-022	A	8,95	1800	75	21,6	→	✂		16120505	-	
6	5D (GG) while stocks last	01/2003	-	01/2008	E20	M-021	H	9,0	1800	75	20,2	→	✂		16120505	-	
6	4/5D (GH)	2008	-	2013	E20	M-040	A	9,9	1800	75	18,8	→	✂		16120505	-	
6	4/5D (GH)	2008	-	2013	E20	M-041	V	9,9	1800	75	21,4	→	✂		16120505	-	
6	4D (GJ)	2013	-	06/2018	E20	M-044	A	10,1	1800	75	21,6	→	✂	M		26120522	-
6	4D (GJ)	2013	-	06/2018	E20	M-045	V	10,1	1800	75	23,5	→	✂	M		26120522	-
6	Estate (GY)	01/2003	-	2008	e20	M-024	A	8,95	1800	75	20,9	→	✂		16120505	26120505	-
6	Estate (GY)	01/2003	-	2008	e20	M-025	H	8,95	1800	75	22,8	→	✂		16120505	26120505	-
6	Estate (GH)	2008	-	2013	e20	M-026	A	9,9	1800	75	18,4	→	✂		16120505	26120505	-
6	Estate (GH)	2008	-	2013	e20	M-027	V	9,9	1800	75	27,2	→	✂		16120505	26120505	-
6	Estate (GJ)	2013	-	06/2018	E20	M-042	A	10,1	1800	75	24,1	→	✂	M		26120522	-
6	Estate (GJ)	2013	-	06/2018	E20	M-043	V	10,1	1800	75	26,8	→	✂	M		26120522	-
B2500	Pickup (4WD) excl. model with step	1999	-	2006	e20	F-280	E	15,0	3000	125	26,1	→					
BT-50	Pickup (4WD) excl. model with step	2007	-	2011	e20	F-280	E	15,0	3000	125	26,1	→					
BT-50	Pickup (bumper with step)	2012	-	2020	E20	F-281	E	17,2	3500	210	32,0	→		M			
Mazda BT-50	Pickup (tubular bumper)	2012	-	2020	E20	F-283	E	16,4	3500	225	35,4	→		M			
CX-3	(DK)	09/2015	-	→	E20	M-036	A	7,6	1300	75	19,4	→	✂	M	16120520	26120520	-
CX-3	(DK)	09/2015	-	→	E20	M-037	V	7,6	1300	75	20,8	→	✂	M	16120520	26120520	-
CX-30	(DM)	07/2019	-	→	E20	M-063	A	8,8	1600	90	18,7	→	✂	M			
CX-30	(DM)	07/2019	-	→	E20	M-064	V	8,8	1600	90	21,1	→	✂	M			
CX-5 I	(KE, GH) (incl. 4WD)	2012	-	2017	E20	M-032	A	10,8	2100	100	20,7	→	✂			26120522	-
CX-5 I	(KE, GH) (incl. 4WD)	2012	-	2017	E20	M-033	V	10,8	2100	100	23,5	→	✂			26120522	-
CX-5 II	(KF) (excl. AdBlue)	2017	-	→	E20	M-056	A	10,8	2100	100	21,2	→		M	12120525	21120525	-
CX-5 II	(KF) (excl. AdBlue)	2017	-	→	E20	M-057	V	10,8	2100	100	23,9	→		M	12120525	21120525	-
CX-5 II	USA (KF) (excl. AdBlue)	2017	-	→	E20	M-056	A	10,8	2100	100	21,2	→		M			
CX-5 II	USA (KF) (excl. AdBlue)	2017	-	→	E20	M-057	V	10,8	2100	100	23,9	→		M			
CX-60		2022	-	→	E20	M-068	A	12,80	2500	120		→		M		21120529	-
CX-60		2022	-	→	E20	M-069	V	12,80	2500	120		→		M		21120529	-
CX-7		10/2007	-	2012	e20	M-030	A	10,4	1700	85	19,7	→	✂				
CX-7		10/2007	-	2012	e20	M-031	V	10,1	1700	85	22,1	→	✂				
CX-9	american version	2007	-	2012	e20 E20	M-034	A	11,30	1900	85	18,6			M			
CX-9	american version	2007	-	2012	e20 E20	M-035	V	11,30	1900	85	21,2		✂	M			
CX-9	USA	12/2012	-	12/2015	E20	M-054	A	11,3	1900	110	19,5	→		M			
CX-9	USA	12/2012	-	12/2015	E20	M-055	V	11,3	1900	110	22,1	→		M			
CX-9 II	USA (TC) (2WD/4WD)	2016	-	→	E20	M-065	A	12,7	2500	120	24,0	→		M			
CX-9 II	USA (TC) (2WD/4WD)	2016	-	→	E20	M-066	V	12,7	2500	120	26,2	→		M			
Premacy		1999	-	2005	E20	M-048	A	8,4	1600	75	16,6	→	✂				











			ece/ ec	Catalog no									Dedicated wire harness 7 pin	Dedicated wire harness 13 pin	program- ming
Tribute		03/2004 - 10/2006	e20	M-050	A	10,0	2000	80	20,4	→					
Tribute		03/2004 - 10/2006	e20	M-051	V	10,0	2000	80	22,6	→					

MERCEDES															
W 124	4D (200 - 300 Serie)	01/1985 - 05/1995		M-110	B	8,3	1500	75	16,5	→					
W 169	A- Class	10/2004 - 2012	E20	M-098	A	8,7	1500	70	16,7	→		M	12040510	21040510	•
W 169	A- Class	10/2004 - 2012	E20	M-099	V	8,7	1500	70	18,9	→		M	12040510	21040510	•
W 176	A- Class (excl. AMG package)	09/2012 - 2018	E20	M-101	A	9,2	1500	80	19,1	→		M	12040531	21040531	•
W 176	A- Class (excl. AMG package)	09/2012 - 2018	E20	M-102	V	9,2	1500	80	22,3	→		M	12040531	21040531	•
W 176	A- Class (Only AMG package)	09/2012 - 2018	E20	M-177	A	9,2	1500	100	20,1	→		M			
W 176	A- Class (Only AMG package)	09/2012 - 2018	E20	M-178	V	9,2	1500	100	16,1	→		M			
W 177	A- Class (5D) (W177) (incl. AMG package) (incl. Hybrid)	03/2018 - →	E20	M-163	A	10,0	2000	100	17,9	→		M	12040541	21040541	•
W 177	A- Class (5D) (W177) (incl. AMG package) (incl. Hybrid)	03/2018 - →	E20	M-164	V	10,0	2000	100	20,5	→		M	12040541	21040541	•
V177	A- Klasa (4D) (V177) (incl. AMG package) (incl. Hybrid)	09/2018 - →	E20	M-163	A	10,0	2000	100	17,9	→		M			
V177	A- Klasa (4D) (V177) (incl. AMG package) (incl. Hybrid)	09/2018 - →	E20	M-164	V	10,0	2000	100	20,5	→		M			
W 245	B- Class	06/2005 - 2011	E20	M-098	A	8,7	1500	70	16,7	→		M	12040510	21040510	•
W 245	B- Class	06/2005 - 2011	E20	M-099	V	8,7	1500	70	18,9	→		M	12040510	21040510	•
W 246	B- Class (excl. AMG package)	2011 - 12/2018	E20	M-101	A	9,2	1500	80	19,1	→		M	12040531	21040531	•
W 246	B- Class (excl. AMG package)	2011 - 12/2018	E20	M-102	V	9,2	1500	80	22,3	→		M	12040531	21040531	•
W247	B- Klasa (W247) (incl. AMG) (incl. Hybrid)	12/2018 - →	E20	M-163	A	10,0	2000	100	17,9	→		M			
W247	B- Klasa (W247) (incl. AMG) (incl. Hybrid)	12/2018 - →	E20	M-164	V	10,0	2000	100	20,5	→		M			
W 202	4D C - Class	1993 - 05/2000	E20	M-111	B	9,1	1700	75	16,6	→					
W 203	4D C- Class	06/2000 - 03/2007	E20	M-113	A	9,1	1700	75	20,2	→		M		21040509	•
W 203	4D C- Class	06/2000 - 03/2007	E20	M-114	V	9,1	1700	75	22,9	→		M		21040509	•
W 204	4D C- Class (excl. AMG) excl. version with height control suspension	04/2007 - 02/2014	E20	M-134	A	10,2	1900	100	20,1	→		M	12040518	21040518	•
W 204	4D C- Class (excl. AMG) excl. version with height control suspension	04/2007 - 02/2014	E20	M-135	V	10,2	1900	100	23,6	→		M	12040518	21040518	•
C 204	Coupe C - Class	06/2011 - 2015	E20	M-150	A	10,2	1900	100	24,0	→		M			
C 204	Coupe C - Class	06/2011 - 2015	E20	M-151	V	10,2	1900	100	26,2	→		M			
W 205	4D (excl. AMG) while stocks last	03/2014 - →	E20	M-140	A	10,5	2100	90	21,7	→		M	12040530 for cars till 2018 / 12040543 for cars from 2018	21040530 for cars till 2018 / 21040543 for cars from 2018	•
W 205	4D (excl. AMG) while stocks last	03/2014 - →	E20	M-141	V	10,5	2100	90	23,0	→		M	12040530 for cars till 2018 / 12040543 for cars from 2018	21040530 for cars till 2018 / 21040543 for cars from 2018	•
W 205	4D C- Class (incl. AMG package) excl. version with height control suspension	03/2014 - →	E20	M-160	A	10,8	2000	100	19,7	→		M	12040530 for cars till 2018 / 12040543 for cars from 2018	21040530 for cars till 2018 / 21040543 for cars from 2018	•
W 205	4D C- Class (incl. AMG package) excl. version with height control suspension	03/2014 - →	E20	M-161	V	10,8	2000	100	21,5	→		M	12040530 for cars till 2018 / 12040543 for cars from 2018	21040530 for cars till 2018 / 21040543 for cars from 2018	•
W 206	4D C- Class (incl. AMG package)	03/2021 - →	E20	M-186	A	10,70	1800	100		→		M			
W 206	4D C- Class (incl. AMG package)	03/2021 - →	E20	M-187	V	10,70	1800	100		→		M			

					ece/ ec	Catalog no									Dedicated wire harness 7 pin	Dedicated wire harness 13 pin	program- ming
A 205	(Cabrio) C- Class (incl. AMG package) excl. version with height control suspension	2016	-	→	E20	M-160	A	10,8	2000	100	21,5	→		M	12040530 for cars till 2018 / 12040543 for cars from 2018	21040530 for cars till 2018 / 21040543 for cars from 2018	•
A 205	(Cabrio) C- Class (incl. AMG package) excl. version with height control suspension	2016	-	→	E20	M-161	V	10,8	2000	100	21,5	→		M	12040530 for cars till 2018 / 12040543 for cars from 2018	21040530 for cars till 2018 / 21040543 for cars from 2018	•
C 205	(Coupe) C- Class (incl. AMG package) excl. version with height control suspension	2015	-	→	E20	M-160	A	10,8	2000	100	19,7	→		M	12040530 dla samochodów do 2018 / 12040543 dla samochodów od 2018	21040530 for cars till 2018 / 21040543 for cars from 2018	•
C 205	(Coupe) C- Class (incl. AMG package) excl. version with height control suspension	2015	-	→	E20	M-161	V	10,8	2000	100	15,4	→		M	12040530 dla samochodów do 2018 / 12040543 dla samochodów od 2018	21040530 for cars till 2018 / 21040543 for cars from 2018	•
S 203	Estate C - Class	06/2001	-	09/2007	E20	M-113	A	9,1	1700	75	20,4	→		M			
S 203	Estate C - Class	06/2001	-	09/2007	E20	M-114	V	9,1	1700	75	22,9	→		M			
S 204	Estate C- Class (excl. AMG) excl. version with height control suspension	10/2007	-	08/2014	E20	M-134	A	10,2	1900	100	20,1	→		M			
S 204	Estate C- Class (excl. AMG) excl. version with height control suspension	10/2007	-	08/2014	E20	M-135	V	10,2	1900	100	23,6	→		M			
S 205	(T-Modell / Estate) C- Class (incl. AMG package) excl. version with height control suspension	09/2014	-	→	E20	M-160	A	10,8	2000	100	19,7	→		M			
S 205	(T-Modell / Estate) C- Class (incl. AMG package) excl. version with height control suspension	09/2014	-	→	E20	M-161	V	10,8	2000	100	21,5	→		M			
S 206	Estate C- Class	03/2021	-	→	E20	M-186	A	10,70	1800	100		→		M			
S 206	Estate C- Class	03/2021	-	→	E20	M-187	V	10,70	1800	100		→		M			
W 210	4D E - Class	06/1995	-	03/2002	e20	M-122	B	10,8	2200	75	16,8	→					
W 211	4D E - Class	03/2002	-	02/2009	E20	M-126	A	11,5	2200	90	22,4	→		M	12040508	21040508	•
W 211	4D E - Class	03/2002	-	02/2009	E20	M-127	V	11,5	2200	90	25,4	→		M	12040508	21040508	•
W 212	4D E - Class (excl. AMG)	03/2009	-	03/2016	E20	M-117	A	11,4	2200	90	21,4	→		M	12040518	21040518	•
W 212	4D E - Class (excl. AMG)	03/2009	-	03/2016	E20	M-118	V	11,4	2200	90	23,5	→		M	12040518	21040518	•
W 213	4D E - Class (excl. AMG) while stocks last	04/2016	-	→	E20	M-155	A	11,6	2100	100	22,6	→		M	12040535	21040535	•
W 213	4D E - Class (excl. AMG) while stocks last	04/2016	-	→	E20	M-156	V	11,6	2100	100	24,8	→		M	12040535	21040535	•
W213	4D E - Class (excl. AMG)	01/2016	-	→	E20	M-175	A	12,0	2100	120	24,4	→		M	12040535	21040535	•
W213	4D E - Class (excl. AMG)	01/2016	-	→	E20	M-176	V	12,0	2100	120	20,9	→		M	12040535	21040535	•
S 210	Estate E - Class	05/1996	-	2003	e4	M-124	A	11,5	2200	90	15,6						
S 211	Estate E - Class	2003	-	09/2009	E20	M-119	A	11,3	2100	90	21,4	→		M	12040508	21040508	•
S 211	Estate E - Class	2003	-	09/2009	E20	M-120	V	11,3	2100	90	21,4	→		M	12040508	21040508	•
S 212	Esate E - Class	09/2009	-	2016	e20	M-115	A	11,7	2100	90	22,6	→		M	12040518	21040518	•
S 212	Esate E - Class	09/2009	-	2016	e20	M-116	V	11,7	2100	90	24,9	→		M	12040518	21040518	•
S213	Esate E - Class (T-Model) (excl. AMG)	07/2016	-	→	E20	M-175	A	12,0	2100	120	24,4	→		M	12040535	21040535	•
S213	Esate E - Class (T-Model) (excl. AMG)	07/2016	-	→	E20	M-176	V	12,0	2100	120	20,9	→		M	12040535	21040535	•
S213	E - Class All-Terrain (excl. AMG)	01/2017	-	→	E20	M-175	A	12,0	2100	120	24,4	→		M			
S213	E - Class All-Terrain (excl. AMG)	01/2017	-	→	E20	M-176	V	12,0	2100	120	20,9	→		M			
C 207	Coupe E - Klasa	05/2009	-	2017	E20	M-150	A	10,2	1900	100	24,0	→		M			
C 207	Coupe E - Klasa	05/2009	-	2017	E20	M-151	V	10,2	1900	100	26,2	→		M			
A 207	Cabrio E - Klasa	05/2009	-	2017	E20	M-150	A	10,2	1900	100	24,0	→		M			
A 207	Cabrio E - Klasa	05/2009	-	2017	E20	M-151	V	10,2	1900	100	26,2	→		M			
C 238	E - klasa Coupe (only AMG-line) (C238)	12/2016	-	→	E20	M-173	A	10,9	2000	100	20,8	→		M	12040535	21040535	•
A 238	E - klasa Cabrio (only AMG-line) (A238)	06/2017	-	→	E20	M-173	A	10,9	2000	100	20,8	→		M	12040535	21040535	•
C 238	E - klasa Coupe (only AMG-line) (C238)	12/2016	-	→	E20	M-174	V	10,9	2000	100	22,7	→		M	12040535	21040535	•

					ece/ ec	Catalog no									Dedicated wire harness 7 pin	Dedicated wire harness 13 pin	program- ming
A 238	E - klasa Cabrio (only AMG-line) (A238)	06/2017	-	→	E20	M-174	V	10,9	2000	100	22,7	→		M	12040535	21040535	●
W 221	S - Klasa (incl. Long) (incl. 4WD) (excl. AMG package)	10/2005	-	06/2013	E20	M-144	A	12,0	2100	85	26,3	→		M			
W 221	S - Klasa (incl. Long) (incl. 4WD) (excl. AMG package)	10/2005	-	06/2013	E20	M-145	V	12,0	2100	85	28,5	→		M			
W222	S - Class 4D (incl.AMG package)	07/2013	-	→	E20	M-158	A	12,1	2200	110	28,4	→		M		21040546	●
W222	S - Class 4D (incl.AMG package)	07/2013	-	→	E20	M-159	V	12,1	2200	110	28,9	→		M		21040546	●
Citan	(W 415) (Compact /Long /Extra Long)	2013	-	2021	E20	M-103	A	8,4	1400	75	17,0			M		21500581	-
Citan	(W 415) (Compact /Long /Extra Long)	2013	-	2021	E20	M-104	H	8,4	1400	75	19,0			M		21500581	-
Citan II	(W420) (excl. AdBlue)	09/2021	-	→	E20	R-139	A	9,50	1500	90		→		M	12500673	21500673	-
Citan II	(W420) (excl. AdBlue)	09/2021	-	→	E20	R-140	H	9,50	1500	90		→		M	12500673	21500673	-
Citan II Tourer	(W420) (excl. AdBlue)	09/2021	-	→	E20	R-139	A	9,50	1500	90		→		M	12500673	21500673	-
Citan II Tourer	(W420) (excl. AdBlue)	09/2021	-	→	E20	R-140	H	9,50	1500	90		→		M	12500673	21500673	-
CLA	4D (C117)	2013	-	2019	E20	M-105	A	9,7	1800	100		→		M	12040531	21040531	●
CLA	4D (C117)	2013	-	2019	E20	M-106	V	9,7	1800	100		→		M	12040531	21040531	●
CLA	(C118) (incl. AMG package)	03/2019	-	→	E20	M-168	A	10,0	2000	100	15,8	→		M	12040541	21040541	●
CLA	(C118) (incl. AMG package)	03/2019	-	→	E20	M-169	V	10,0	2000	100	18,1	→		M	12040541	21040541	●
CLA Shooting Brake	(X118) (incl. AMG package)	06/2019	-	→	E20	M-168	A	10,0	2000	100	15,8	→		M	12040541	21040541	●
CLA Shooting Brake	(X118) (incl. AMG package)	06/2019	-	→	E20	M-169	V	10,0	2000	100		→		M	12040541	21040541	●
EQA	(H243) (incl. AMG package)	02/2021	-	→	E20	M-184	A	10,5	1800	85		→		M	12040541	21040541	●
EQA	(H243) (incl. AMG package)	02/2021	-	→	E20	M-185	V	10,5	1800	85		→		M	12040541	21040541	●
EQC	(N293) (incl. AMG package) (incl. Version with smart opener system)	06/2020	-	→	E20	M-182	A	11,5	1900	100		→		M	12040543	21040543	●
EQC	(N293) (incl. AMG package) (incl. Version with smart opener system)	06/2020	-	→	E20	M-183	V	11,5	1900	100		→		M	12040543	21040543	●
EQS	(V297) (incl. Version with smart opener system)	08/2021	-	→	E20	M-191	A	7,50	1000	90		→		M			
EQS	(V297) (incl. Version with smart opener system)	08/2021	-	→	E20	M-192	V	7,50	1000	90		→		M			
G klasa	(W461) (W463)	1990	-	2018	E20	M-162	A	15,1	3200	140	10,7						
GL	(X164) (excl. AMG)	09/2006	-	2012	E20	M-142	A	16,55	3500	140	32,6	→		M	12040514		●
GL	(X164) (excl. AMG)	09/2006	-	2012	E20	M-143	V	16,55	3500	140	33,8	→		M	12040514		●
GL	(X166) (excl. AMG) (excl. AMG package)	2012	-	2015	E20	M-142	A	16,6	3500	140	32,6	→		M	12040528	21040528	●
GL	(X166) (excl. AMG) (excl. AMG package)	2012	-	2015	E20	M-143	V	16,6	3500	140	33,8	→		M	12040528	21040528	●
GLA	(X156) (incl. AMG package)	2014	-	2020	E20	M-138	A	9,4	1800	80	18,2	→		M	12040531	21040531	●
GLA	(X156) (incl. AMG package)	2014	-	2020	E20	M-139	V	9,4	1800	80	21,4	→		M	12040531	21040531	●
GLB	(X247)	08/2019	-	→	E20	M-188	A	10,90	2000	120		→		M	12040541	21040541	●
GLB	(X247)	08/2019	-	→	E20	M-189	V	10,90	2000	120		→		M	12040541	21040541 for cars with preparation	●
GLC	(X253) (with height control suspension) (incl. AMG package) (excl: version with smart opener)	06/2015	-	2022	E20	M-179	A	13,0	2500	100	22,2	→		M			
GLC	(X253) (with height control suspension) (incl. AMG package) (excl: version with smart opener)	06/2015	-	2022	E20	M-180	V	13,0	2500	100	24,9	→		M			

					ece/ ec	Catalog no									Dedicated wire harness 7 pin	Dedicated wire harness 13 pin	program- ming
GLC	(C253) Coupe (with height control suspension) (incl. AMG package) (excl. version with smart opener)	06/2016	-	2022	E20	M-179	A	13,0	2500	100	22,2	→	✂	M	12040530 for cars from 2016 to 2019 / 12040543 for cars from 07/2019	21040530dla for cars without preparation from 2016 to 2019r / 21040543 for cars with preparation from 07/2019	•
GLC	(C253) Coupe (with height control suspension) (incl. AMG package) (excl. version with smart opener)	06/2016	-	2022	E20	M-180	V	13,0	2500	100	24,9	→	✂	M	12040530 for cars from 2016 to 2019 / 12040543 for cars from 07/2019	21040530dla for cars without preparation from 2016 to 2019r / 21040543 for cars with preparation from 07/2019	•
GLE	(C292) Coupe	07/2015	-	2019	E20	M-153	A	16,6	3500	140	31,8	→	✂	M	12040525	21040525	•
GLE	(C292) Coupe	07/2015	-	2019	E20	M-154	V	16,6	3500	140	32,5	→	✂	M	12040525	21040525	•
GLE	(W166)	04/2015	-	10/2018	E20	M-171	A	16,6	3500	140	31,5	→	✂	M			
GLE	(W166)	04/2015	-	10/2018	E20	M-172	V	16,6	3500	140	36,2	→	✂	M			
GLE	(W167)	10/2018	-	→	E20	M-166	A	16,6	3500	140	26,2	→	✂	M	12040548	21040548	•
GLE	(W167)	10/2018	-	→	E20	M-167	V	16,6	3500	140	27,8	→	✂	M	12040548	21040548	•
GLK	(X204)	2008	-	2015	E20	M-136	A	12,4	2500	120	20,9	→	✂	M	12040517	21040517	•
GLK	(X204)	2008	-	2015	E20	M-137	V	12,4	2500	120	23,0	→	✂	M	12040517	21040517	•
GLS	(X166) (excl. AMG) (incl. AMG package)	2015	-	2019	E20	M-142	A	16,55	3500	140	32,6	→	✂	M	12040528	21040528	•
GLS	(X166) (excl. AMG) (incl. AMG package)	2015	-	2019	E20	M-143	V	16,55	3500	140	33,8	→	✂	M	12040528	21040528	•
W163	M - Class (ML)	02/1998	-	07/2005	E20	M-152	E	16,0	3500	150	15,6	→	✂	M			
W 164	M - Class (ML)	07/2005	-	2011	E20	M-128	A	15,4	3500	140	30,6	→	✂	M	12040512	21040512	•
W 164	M - Class (ML)	07/2005	-	2011	E20	M-129	V	15,4	3500	140	34,2	→	✂	M	12040512	21040512	•
W 166	M - Class (ML)	2011	-	02/2015	E20	M-128	A	15,4	3500	140	30,6	→	✂	M	12040525	21040525	•
W 166	M - Class (ML)	2011	-	02/2015	E20	M-129	V	15,4	3500	140	34,2	→	✂	M	12040525	21040525	•
W 251	R - Class	2006	-	2017	E20	M-146	A	12,2	2100	85	27,3	→	✂	M	12040513	21040513	•
W 251	R - Class	2006	-	2017	E20	M-147	V	12,2	2100	85	29,8	→	✂	M	12040513	21040513	•
W 220	S Class (excl. AMG)	10/1998	-	09/2005	E20	M-108	A	11,4	2100	85	21,0	→		M			
W 220	S Class (excl. AMG)	10/1998	-	09/2005	E20	M-109	H	11,4	2100	85	24,0	→		M			
Sprinter	Van, Minibus (3,05)	1995	-	2006	e20	M-222	E	13,6	2300	100	21,5						
Sprinter	Van, Minibus (3,05) with step	1995	-	2006	e20	M-226	E	12,5	2000	100	22,8						
Sprinter	Van, Minibus (3,55 / 4,025)	1995	-	2006	E20	M-221	E	15,3	2800	120	18,9						
Sprinter	Van, Minibus (with step) (3,55 / 4,025)	1995	-	2006	e20	M-223	E	15,3	2800	120	19,4						
Sprinter	Van, Minibus (double wheels) (with step) (4,025m)	1995	-	2006	e20	M-223	E	15,3	2800	120	19,4						
Sprinter	Box Van (single wheels)	1995	-	2006	E20	M-221	E	15,3	2800	120	18,9						
Sprinter	Box Van (Double Wheels)	1995	-	2006	E20	V-128	E	15,3	2800	120	18,9						
Sprinter II	Van, Minibus (3,0T / 3,5T) (3,665 / 4,325m) (without step) (single wheels)	2006	-	2018	e4	V-032	E	17,2	3500	140	21,6			M	12500521	21500521	-
Sprinter II	Van, Minibus (3,5T) (3,665 / 4,325m) (with step) single wheels (Only for version with short exhaust pipe)	2006	-	2018	e4	V-033	E	17,2	3500	140	27,8			M	12500521	21500521	-
Sprinter II	Van, Minibus (3,5T) (3,665 / 4,325m) (with a step with a notch prepared for the towbar) (single wheels)	2006	-	2018	E20	M-157	E	17,2	3500	140	24,6	→		M	12500521	21500521	-
Sprinter II	Box Van (3,0T / 3,5T) (3,250 / 3,665 / 4,325m) (single wheels) (excl. for the version with underrun protection)	2006	-	2018	e4	V-032	E	17,2	3500	140	21,6			M	12500521	21500521	-
Sprinter II	Box Van (5T) double wheels	2006	-	2018	e20	V-034	E	20,20	3500	140	25,3			M	12500521	21500521	-

					ece/ ec	Catalog no									Dedicated wire harness 7 pin	Dedicated wire harness 13 pin	program- ming
Sprinter III	Van, Minibus (3,5T) (3,665 / 4,325m) (with a step) (single wheels) (rear wheel drive-RWD) (Only for version with short exhaust pipe)	2018	-	→	E20	V-033	E	17,2	3500	140	27,8			M		21040539 cars without preparation, 21040538 cars with preparation	•
Sprinter III	(Van, Minibus) (3,924m), (without step), (front wheel drive FWD)	2018	-	→	E20	M-170	E	20,3	3500	150	21,2			M		21040539 cars without preparation, 21040538 cars with preparation	•
Sprinter III	(Furgon, Minibus) (3,665/4,325m), (without step) (single whells) (rear wheel drive RWD) (incl. JAMES COOK)	2018	-	→	E20	M-181	E	20,2	3500	150	22,6			M		21040539 cars without preparation, 21040538 cars with preparation	•
T-Class	(W420) (excl. AdBlue)	05/2022	-	→	E20	R-139	A	9,50	1500	90		→	✂	M	12500673	21500673	-
T-Class	(W420) (excl. AdBlue)	05/2022	-	→	E20	R-140	H	9,50	1500	90		→	✂	M	12500673	21500673	-
V-Class	(W447)	2014	-	→	E20	M-238	A	13,8	2500	100	20,0	→	✂	M	12040533	21040533	•
V-Class	(W447)	2014	-	→	E20	M-238	A	13,8	2500	100	20,0	→	✂	M	12040533	21040533	•
V-Class	(W447)	2014	-	→	E20	M-239	H	13,8	2500	100	21,6	→	✂	M	12040533	21040533	•
V-Class	(W447)	2014	-	→	E20	M-239	H	13,8	2500	100	22,1	→	✂	M	12040533	21040533	•
Vaneo	(W414)	2001	-	2006	E20	M-233	A	7,4	1200	75	15,6			M			
Vito	638	03/1996	-	08/2003	E20	M-235	E	11,7	2000	75	15,3						
Vito	(W639)	09/2003	-	2014	e4	M-237	E	13,3	2500	100	18,4			M		21040504 for cars till 2010	-
Vito	(W639)	09/2003	-	2014		M-237/1	E	13,3	2500	100	18,3			M		21040504 for cars till 2010	-
Vito	(W447)	2014	-	→	E20	M-238	A	13,8	2500	100	20,0	→	✂	M	12040533	21040533	•
Vito	(W447)	2014	-	→	E20	M-238	A	13,8	2500	100	20,0	→	✂	M	12040533	21040533	•
Vito	(W447)	2014	-	→	E20	M-239	H	13,8	2500	100	21,6	→	✂	M	12040533	21040533	•
Vito	(W447)	2014	-	→	E20	M-239	H	13,8	2500	100	21,6	→	✂	M	12040533	21040533	•
Viano	(W639)	09/2003	-	2010	e4	M-237	E	13,3	2500	100	18,4			M		21040504	-
Viano	(W639)	09/2003	-	2010		M-237/1	E	13,3	2500	100	18,3			M		21040504	-
X klasa	470 (Pickup)	09/2017	-	2020	E20	M-165	E	16,8	3500	195	25,7			M			

MINI																	
COOPER CLUBMAN	(F54) (2WD/4WD)	07/2015	-	→	E20	M-285	V	10,2	2000	100	17,4	→		M	12500605	21500605	-
COOPER COUNTRYMAN	(5D) 2WD (R60)	2010	-	2016	E20	M-280	A	7,4	1250	75	18,8	→	✂	M		21650501	-
COOPER COUNTRYMAN	(5D) 2WD (R60)	2010	-	2016	E20	M-281	V	7,4	1250	75	20,6	→	✂	M		21650501	-
COOPER COUNTRYMAN	(5D) 4WD (R60)	2010	-	05/2014	E20	M-280	A	7,4	1250	75	18,8	→	✂	M		21650501	-
COOPER COUNTRYMAN	(5D) 4WD (R60)	2010	-	05/2014	E20	M-281	V	7,4	1250	75	20,6	→	✂	M		21650501	-
COOPER COUNTRYMAN	(5D) 4WD (R60) (facelift)	06/2014	-	2016	E20	M-286	A	7,6	1250	85	19,0	→	✂	M			
COOPER COUNTRYMAN	(5D) 4WD (R60) (facelift)	06/2014	-	2016	E20	M-287	V	7,6	1250	85	21,6	→	✂	M			
COOPER COUNTRYMAN	(F60) (2WD/4WD)	10/2016	-	→	E20	M-284	A	10,2	2000	100	15,0	→		M	12500605	21500605	-
COOPER COUNTRYMAN	(F60) (2WD/4WD)	10/2016	-	→	E20	M-285	V	10,2	2000	100	17,4	→		M	12500605	21500605	-

					ece/ ec	Catalog no									Dedicated wire harness 7 pin	Dedicated wire harness 13 pin	program- ming
COOPER COUNTRYMAN S / SD	5D (R60)	2010	-	→	E20	M-282	A	7,6	1280	80	19,3	→		M		21650501	-
COOPER COUNTRYMAN S / SD	5D (R60)	2010	-	→	E20	M-283	V	7,6	1280	80	21,0	→		M		21650501	-
COOPER PACEMAN	(3D) (R61) (2WD)	2012	-	2016	E20	M-282	A	7,6	1280	80	19,3	→		M		21650501	-
COOPER PACEMAN	(3D) (R61) (2WD)	2012	-	2016	E20	M-283	V	7,6	1280	80	15,0	→		M		21650501	-











MITSUBISHI

ASX I	(GA_W_)	2010	-	06/2012	E20	M-302	A	8,9	1500	70	19,0				12500578	21500578	-
ASX I	(GA_W_)	2010	-	06/2012	E20	M-303	H	8,9	1500	70	20,9				12500578	21500578	-
ASX I	(GA_W_)	07/2012	-	2022	E20	M-302	A	8,9	1500	70	19,0				12500578	21500578	-
ASX I	(GA_W_)	07/2012	-	2022	E20	M-303	H	8,9	1500	70	20,9				12500578	21500578	-
Carisma	4/5D	08/1995	-	1999	e20 E20	M-300/1	A	7,9	1475	75	17,9	→					
Carisma	4/5D	2000	-	2005	e20 E20	M-300/1	A	7,9	1475	75	17,9	→					
Colt	5D	2005	-	10/2008	E20	M-310	A	6,4	1000	50	20,1						
Colt	5D	11/2008	-	2013	E20	M-310	A	6,4	1000	50	20,1						
Galant	4/5D (E5) while stocks last	11/1992	-	12/1996	E20	M-318	V	9,0	1800	75	19,2	→					
Galant	4D (EA) while stocks last	1997	-	2004	E20	M-318	V	9,0	1800	75	19,2	→					
L-200	Pickup (4WD) Single Cab, Double Cab, Club Cab	2006	-	08/2009	e20	M-338/1	A	14,1	2700	120	28,2					26130508	-
L-200	(version with an extended load-carrying body)	09/2009	-	2015	E20	M-336	A	14,7	3000	120	30,0					26130508	-
L-200	(version with an extended load-carrying body)	09/2009	-	2015	E20	M-337	V	14,7	3000	120	33,8					26130508	-
L-200	Pickup (4WD) Double Cab	2015	-	08/2019	E20	M-334	E	14,8	3100	125	29,5	→		M			
L-200	Pickup (4WD) Double Cab	2015	-	08/2019	E20	M-335	V	14,8	3100	125	30,0	→		M			
L-200	Pickup (4WD) Double Cab USA standard tap. ZK-(ISO50) ball assembly in set	2015	-	08/2019	E20	M-333	ZK-4	14,8	3100	150	31,7	→		M			
L-200	(KJ0) (incl. AdBlue)	01/2019	-	→	E20	M-361	E	16,3	3500	140	35,5	→		M		21500662	-
L-200	(KJ0) (incl. AdBlue)	01/2019	-	→	E20	M-362	V	16,3	3500	140	36,4	→		M		21500662	-
Lancer	4D	09/2003	-	12/2007	e20	M-340	A	7,2	1200	75	17,5						
Lancer	4D	09/2003	-	12/2007	e20	M-341	H	7,2	1200	75	19,7						
Lancer	4D	12/2007	-	2012	E20	M-342	A	8,4	1400	75	19,6						
Lancer	4D	12/2007	-	2012	E20	M-343	V	8,4	1400	75	22,8						
Lancer	4D	2012	-	2016	E20	M-342	A	8,4	1400	75	19,6						
Lancer	4D	2012	-	2016	E20	M-343	V	8,4	1400	75	22,8						
Lancer	Estate	09/2003	-	2007	e20	M-340	A	7,2	1200	75	17,5						
Lancer	Estate	09/2003	-	2007	e20	M-341	H	7,2	1200	75	19,7						
Lancer	Sportback	2008	-	2012	E20	M-342	A	8,4	1400	75	19,6						
Lancer	Sportback	2008	-	2012	E20	M-343	V	8,4	1400	75	22,8						
Outlander		2003	-	04/2007	e20	M-344	A	8,7	1500	75	21,4						
Outlander		2003	-	04/2007	e20	M-345	H	8,7	1500	75	23,1						











			ece/ ec	Catalog no									Dedicated wire harness 7 pin	Dedicated wire harness 13 pin	program- ming		
Outlander	when the ball is mounted, it is not possible to open the lower tailgate	04/2007	-	08/2012	e20	M-354	A	11,0	2000	100	20,9		✂		16500524	26500524	-
Outlander	when the ball is mounted, it is not possible to open the lower tailgate	04/2007	-	08/2012	e20	M-355	H	11,0	2000	100	18,4		✂		16500524	26500524	-
Outlander III		09/2012	-	2022	E20	M-356	A	11,0	2000	100	21,7	→	✂	M	16130528	26130528	-
Outlander III		09/2012	-	2022	E20	M-357	H	11,0	2000	100	24,3	→	✂	M	16130528	26130528	-
Outlander III		09/2012	-	2022	E20	M-358	V	11,0	2000	110	24,8	→	✂	M	16130528	26130528	-
Pajero Pinin	(3D) (H6_W, H7_W)	10/1999	-	06/2007	E20	M-359	A	9,5	1850	85	19,4		✂				
Pajero Pinin	(3D) (H6_W, H7_W)	10/1999	-	06/2007	E20	M-360	H	9,5	1850	85	20,9		✂				
Pajero	5D V70	05/2000	-	02/2007	E20	M-347	E	15,4	3300	140	29,2		✂				
Pajero IV LWB	5D (Not suitable for mounting the bicycle carrier) (not suitable for coupling heads with stabilizer)	02/2007	-	2021	e4	M-348	E	15,8	3300	135	33,6				16130522		-
Pajero Sport I		1999	-	2008	e4	M-350	E	13,6	2800	100	17,7						
Pajero IV	(SWB / LWB)	02/2007	-	2021	e20 E20	M-352	A	16,0	3300	135	27,9		✂		16130522		-
Space Star		1998	-	2006	E20	M-375	A	7,7	1400	75	18,2	→	✂				
























NISSAN																	
Almera	3/5D (N16)	03/2000	-	2007	E20	N-012	A	8,1	1500	75	15,0	→	✂				
Almera	4D (N16)	03/2000	-	2006	E20	N-014	A	8,2	1500	75	16,8	→	✂				
Almera	4D (N16) while stocks last	03/2000	-	2006	E20	N-015	V	8,2	1500	75	20,5	→	✂				
Almera Tino		2000	-	2006	E20	N-016	A	8,8	1600	75	13,7	→	✂				
Almera Tino		2000	-	2006	E20	N-017	H	8,8	1600	75	15,1	→	✂				
Ariya	(EV) (FE0)	07/2020	-	→	E20	N-025	A	9,6	1500	85		→	✂	M	12140545	21140545	-
Ariya	(EV) (FE0)	07/2020	-	→	E20	N-026	V	9,6	1500	85		→	✂	M	12140545	21140545	-
Juke I	2WD (F15)	2010	-	06/2014	e20	N-020	A	8,5	1500	75	19,9	→	✂		16140510	26140510	-
Juke I	2WD (F15)	07/2014	-	07/2019	e20	N-020	A	8,5	1500	75	19,9	→	✂		16140528	26140528	-
Juke I	2WD (F15)	2010	-	06/2014	e20	N-021	H	8,5	1500	75	21,4	→	✂		16140510	26140510	-
Juke I	2WD (F15)	07/2014	-	07/2019	e20	N-021	H	8,5	1500	75	21,4	→	✂		16140528	26140528	-
Juke II	(F16)	08/2019	-	→	E20	N-022	A	8,5	1500	100	21,4	→	✂	M	12140543	21140543	-
Juke II	(F16)	08/2019	-	→	E20	N-023	V	8,5	1500	100	24,1	→	✂	M	12140543	21140543	-
Micra	3/5D (K12)	02/2003	-	2010	E20	N-057	A	6,8	1300	75	14,6	→	✂				
Micra	3/5D (K12)	02/2003	-	2010	E20	N-058	H	6,8	1300	75	16,2	→	✂				
Micra	5D (K14)	2017	-	→	E20	N-059	A	6,9	1250	75	15,2	→	✂	M			
Micra	5D (K14)	2017	-	→	E20	N-060	H	6,9	1250	75	16,7	→	✂	M			
Murano	(Z50)	2004	-	2008	E20	N-063	A	9,1	1500	100	17,6	→	✂		16140504		-
Murano	(Z50)	2004	-	2008	E20	N-064	H	9,1	1500	100	20,6	→	✂		16140504		-
Murano	(Z50) (american version)	2003	-	2008	E20	N-063	A	9,1	1500	100	17,6	→	✂				
Murano	(Z50) (american version)	2003	-	2008	E20	N-064	H	9,1	1500	100	20,6	→	✂				
Murano III	(Z52) USA (not suitable for version with fog light in the middle of the bumper.)	10/2014	-	→	E20	N-109	A	11,1	2100	110	25,8	→		M			
Murano III	(Z52) USA	10/2014	-	→	E20	N-110	V	11,1	2100	110	28,1	→	✂	M			
Navara	(D40) (bumper with step)	2005	-	2015	e4	N-087	E	15,0	3000	120	21,9				12140508 for cars after 2010, 12140517 for cars from 2010 to 2015		-































					ece/ ec	Catalog no									Dedicated wire harness 7 pin	Dedicated wire harness 13 pin	program- ming
Navara	(D40) (bumper with step) USA standard tap. ZK- (ISO50) ball assembly in set	2005	-	2015	E20	N-091	ZK-7	16,0	3500	140	22,0				12140508 for cars after 2010, 12140517 for cars from 2010 to 2015		-
Navara / NP300	(D23) (bumper with step)	2015	-	→	e4	N-087	E	15,0	3000	120	21,9					21500651 for cars from 2018	-
Navara / NP300	(D23) (bumper with step) USA standard tap. ZK- (ISO50) ball assembly in set	2015	-	→	E20	N-091	ZK-7	16,0	3500	140	22,0					21500651 for cars from 2018	-
Navara	(D40) (tubular bumper)	2005	-	→	e4	N-088	E	15,0	3000	120	19,9						
Note		2006	-	2013	E20	N-065	A	6,9	1200	50	15,0	→	✂				
Note		2006	-	2013	E20	N-066	H	6,9	1200	50	15,0	→	✂				
Note	5D (E12)	2013	-	2020	E20	N-067	A	4,1	570	50	15,2	→	✂	M	12140523	21140523	-
Note	5D (E12)	2013	-	2020	E20	N-068	V	4,1	570	50	18,0	→	✂	M	12140523	21140523	-
NV 200	(M20) Van, Minibus	11/2009	-	→	e20	N-082	A	7,5	1200	75	20,0	→	✂				
NV 200	(M20) Van, Minibus	11/2009	-	→	e20	N-083	H	7,5	1200	75	21,8	→	✂				
NV 300	(Van, Minibus)	09/2016	-	10/2021	E20	R-141	E	13,8	2500	120				M			
NV 400	Van, Minibus excl. Step (front wheel drive)	04/2010	-	→	e20	R-060	A	14,40	3000	100	22,3			M			
NV 400	Van, Minibus excl. Step (front wheel drive)	04/2010	-	→	e20	R-061	V	14,3	2500	100	25,0			M			
NV 400	Van, Minibus (with Step) (front wheel drive)	04/2010	-	→	e20	R-060	A	14,40	3000	100	22,3			M			
NV 400	Van, Minibus (with Step) (front wheel drive)	04/2010	-	→	e20	R-061	V	14,3	2500	100	25,0			M			
NV 400	(Box Van) (double wheels) (Rear wheel drive) (L3 / L4)	04/2010	-	→	E20	R-065	E	17,7	3500	140	25,6						
Interstar	Van, Minibus	01/1998	-	10/2003	e4	R-082/1	E	13,7	2300	100	21,0						
Interstar	Van, Minibus	11/2003	-	03/2010	e4	R-082/1	E	13,7	2300	100	21,0						
Interstar	Box Van	01/1998	-	10/2003	e4	R-082/1	E	13,7	2300	100	21,0						
Interstar	Box Van	11/2003	-	03/2010	e4	R-082/1	E	13,7	2300	100	21,0						
Pathfinder	(R51)	01/2005	-	2014	e20	N-080	A	14,5	3000	120	10,2	→	✂				
Pathfinder	(R51)	01/2005	-	2014	e20	N-079	V	14,5	3000	120	12,0	→	✂				
Pathfinder	(R52) USA 4WD	2013	-	→	E20	N-076	A	14,5	3000	140	25,0			M			
Pathfinder	(R52) USA 4WD	2013	-	→	E20	N-077	V	14,5	3000	140	27,0		✂	M			
Patrol		1998	-	03/2010	e20	N-074	E	16,6	3500	140	21,9	→					
Pickup	2WD/4WD (tubular bumper)	2000	-	2005	e20	N-085	E	14,8	3000	120	22,3						
Pixo		2009	-	2013	E20	S-376	A	4,2	600	50	11,1	→	✂				
Pixo		2009	-	2013	E20	S-377	H	4,2	600	50	13,4	→	✂				
Pulsar	5D	2014	-	2018	E20	N-098	A	7,4	1300	75	20,1	→		M			
Pulsar	5D	2014	-	2018	E20	N-099	V	7,4	1300	75	22,2	→	✂	M			
NP300	2WD/4WD (tubular bumper)	2008	-	→	e20	N-085	E	14,8	3000	120	15,7						
NP300	Pickup (bumper with step)	2008	-	→	E20	N-086	E	14,8	3000	120	30,0	→					
Primastar		09/2002	-	09/2006	e20	R-127	E	11,8	2000	80	19,7						
Primastar		10/2006	-	05/2014	e20	R-127	E	11,8	2000	80	19,7		✂		12500523	21500523	-
Primastar	Van, Minibus	11/2021	-	→	E20	R-141	E	13,8	2500	120				M		26500693	-
Primera	4/5D (P12)	2002	-	2009	e20	N-090	A	9,4	1850	75	14,7	→	✂				
Primera	Estate (P12)	2002	-	2008	E20	N-072	A	9,5	1850	75	17,0	→	✂				
Primera	Estate (P12) while stocks last	2002	-	2008	E20	N-073	H	9,5	1850	75	19,6	→	✂				
Terrano II		1993	-	2006	e20	N-092	A	13,7	3000	120	15,5						











		ece/ ec	Catalog no									Dedicated wire harness 7 pin	Dedicated wire harness 13 pin	program- ming
Terrano II	while stocks last	1993 - 2006	e20 N-093	V	13,7	3000	120	19,2						
Tiida	5D	2007 - →	E20 N-107	A	7,5	1300	75	17,8	→	✂	M	16140508 for cars from 2008		-
Tiida	5D	2007 - →	E20 N-108	H	7,5	1300	75	19,7	→	✂	M	16140508 for cars from 2008		-
Tiida	4D	2007 - →	E20 N-107	A	7,5	1300	75	17,8	→	✂	M	16140508 for cars from 2008		-
Tiida	4D	2007 - →	E20 N-108	H	7,5	1300	75	19,7	→	✂	M	16140508 for cars from 2008		-
Townstar	(XFK) (excl. AdBlue)	12/2021 - →	E20 R-139	A	9,50	1500	90		→	✂	M			
Townstar	(XFK) (excl. AdBlue)	12/2021 - →	E20 R-140	H	9,50	1500	90		→	✂	M			
Qashqai	J10	2007 - 01/2014	e4 N-094	A	9,0	1600	75	22,9	→	✂		12140510	21140510	-
Qashqai	J10	2007 - 01/2014	e4 N-095	H	9,0	1600	75	21,6	→	✂		12140510	21140510	-
Qashqai +2	JJ10	2008 - 01/2014	e4 N-094	A	9,0	1600	75	22,9	→	✂		12140510	21140510	-
Qashqai +2	JJ10	2008 - 01/2014	e4 N-095	H	9,0	1600	75	21,6	→	✂		12140510	21140510	-
Qashqai	(J11) (excl. version with AdBlue)	2014 - 11/2018	E20 N-096	A	9,4	1800	100	18,7	→		M	12140523 for cars from 02/2014 – 05/2019; 12140539 for cars from 06/2019	21140523 for cars from 02/2014 – 05/2019; 21140539 for cars from 06/2019	-
Qashqai	(J11) (excl. version with AdBlue)	2014 - 11/2018	E20 N-097	V	9,4	1800	100	20,9	→		M	12140523 for cars from 02/2014 – 05/2019; 12140539 for cars from 06/2019	21140523 for cars from 02/2014 – 05/2019; 21140539 for cars from 06/2019	-
Qashqai	(J11) (incl. Adblue)	11/2018 - 04/2021	E20 N-111	A	10,3	2000	120	21,1	→	✂	M	12140523 for cars from 02/2014 – 05/2019; 12140539 for cars from 06/2019	21140523 for cars from 02/2014 – 05/2019; 21140539 for cars from 06/2019	-
Qashqai	(J11) (incl. Adblue)	11/2018 - 04/2021	E20 N-112	V	10,3	2000	120	22,4	→	✂	M	12140523 for cars from 02/2014 – 05/2019; 12140539 for cars from 06/2019	21140523 for cars from 02/2014 – 05/2019; 21140539 for cars from 06/2019	-
Qashqai	(J11) (incl. Adblue)	11/2018 - 04/2021	E20 N-111	A	10,3	2000	120	21,1	→	✂	M	12140523 for cars from 02/2014 – 05/2019; 12140539 for cars from 06/2019	21140523 for cars from 02/2014 – 05/2019; 21140539 for cars from 06/2019	-
Qashqai	(J11) (incl. Adblue)	11/2018 - 04/2021	E20 N-112	V	10,3	2000	120	22,4	→	✂	M	12140523 for cars from 02/2014 – 05/2019; 12140539 for cars from 06/2019	21140523 for cars from 02/2014 – 05/2019; 21140539 for cars from 06/2019	-
Qashqai III	(J12) (incl. version with smart opener system)	04/2021 - →	E20 N-113	A	10,4	2100	120	21,4	→		M			
Qashqai III	(J12) (incl. version with smart opener system)	04/2021 - →	E20 N-114	V	10,4	2100	120	17,6	→		M			
X-Trail	(T30)	09/2001 - 06/2007	e20 N-100	A	11,1	2250	100	17,5		✂				
X-Trail	(T31) (incl. PDC)	06/2007 - 2014	e20 N-102	A	10,6	2200	100	22,0	→			16140505	26140505	-
X-Trail	(T32)	2014 - 05/2017	E20 N-104	A	11,0	2100	100	20,7	→		M	12140523	21140523	-
X-Trail	(T32)	2014 - 05/2017	E20 N-105	H	11,0	2100	100	22,6	→		M	12140523	21140523	-
X-Trail	(T32) (2WD/4WD)	2014 - 05/2017	E20 R-047	A	10,9	2100	110	24,1	→	✂	M	12140523	21140523	-
X-Trail	(T32) (2WD/4WD)	2014 - 05/2017	E20 R-048	V	10,9	2100	110	26,5	→	✂	M	12140523	21140523	-
X-Trail	(T32) 2WD / 4WD (incl. version with smart opener system) (excl. AdBlue)	06/2017 - 2022	E20 R-047	A	10,9	2100	110	24,2	→	✂	M	12140523	21140523	-
X-Trail	(T32) 2WD / 4WD (incl. version with smart opener system) (excl. AdBlue)	06/2017 - 2022	E20 R-048	V	10,9	2100	110	26,5	→	✂	M	12140523	21140523	-
X-Trail	(T32) 2WD / 4WD (incl. version with smart opener system) (incl. AdBlue)	2016 - 2022	E20 R-051	A	10,9	2100	110	24,3	→	✂	M			
X-Trail	(T32) 2WD / 4WD (incl. version with smart opener system) (incl. AdBlue)	2016 - 2022	E20 R-052	V	10,9	2100	110	20,3	→	✂	M			

				ece/ ec	Catalog no									Dedicated wire harness 7 pin	Dedicated wire harness 13 pin	program- ming	
OPEL																	
Agila		2000	-	08/2002	e20	S-405	A	5,7	700	30	18,2						
Agila	2WD/4WD	09/2002	-	04/2008	e20	S-407	A	5,7	800	65	18,7						
Agila	only 1,2 l	04/2008	-	2014	E20	S-374	A	4,3	600	50	14,3						
Agila	only 1,2 l	04/2008	-	2014	E20	S-375	H	4,3	600	50	16,3						
Antara	(excl. Flex-Fix)	02/2007	-	05/2011	e20	O-093	A	12,0	2300	100	19,7			M	12500566 for cars with preparation	21500566 for cars with preparation	-
Antara	(excl. Flex-Fix)	06/2011	-	2015	e20	O-093	A	12,0	2300	100	19,7			M	12500566 for cars with preparation	21500566 for cars with preparation	-
Antara	(excl. Flex-Fix)	02/2007	-	2015	e20	O-093	A	12,0	2300	100	19,7			M	12500566 for cars with preparation till 2013	21500566 for cars with preparation	-
Antara	(excl. Flex-Fix)	02/2007	-	05/2011	e20	O-094	V	12,0	2300	100	22,0			M	12500566 for cars with preparation	21500566 for cars with preparation	-
Antara	(excl. Flex-Fix)	06/2011	-	2015	e20	O-094	V	12,0	2300	100	22,0			M	12500566 for cars with preparation	21500566 for cars with preparation	-
Antara	(excl. Flex-Fix)	02/2007	-	2015	e20	O-094	V	12,0	2300	100	22,0			M	12500566 for cars with preparation till 2013	21500566 for cars with preparation	-
Antara	(excl. Flex-Fix)	02/2007	-	2015	e20	O-094	V	12,0	2300	100	22,0			M	12500566 for cars with preparation till 2013	21500566 for cars with preparation	-
Astra I (F)	5D (all engine version)	09/1991	-	08/2002	e20	O-110	B	7,7	1500	75	17,4	→	✂				
Astra I (F)	4D	09/1991	-	08/2002	e20	O-105	B	7,6	1500	75	15,6						
Astra I (F)	Estate	1991	-	08/2002	E20	O-111	C	8,5	1500	75	12,1	→					
Astra II (G)	3D	2000	-	2005	e20 E20	O-112	A	8,1	1500	75	17,3	→					
Astra II (G)	4/5D	03/1998	-	2009	E20 e20	O-112	A	8,1	1500	75	17,3	→					
Astra II (G)	Coupe	06/2000	-	02/2005	E20 e20	O-112	A	8,1	1500	75	17,3	→	✂				
Astra II (G)	Estate	03/1998	-	2009	e20	O-113	A	8,5	1500	75	19,2						
Astra III (H)	3/5D	03/2004	-	2014	e4	O-116	A	9,0	1650	75	20,0			M			
Astra III (H)	3/5D	03/2004	-	2014	E20	O-117	H	9,0	1650	75	21,9			M			
Astra III (H)	4D	2008	-	2012	E20	O-136	A	8,5	1650	75	18,2			M			
Astra III (H)	4D while stocks last	2008	-	2012	E20	O-137	H	8,5	1650	75	19,9			M			
Astra III (H)	Estate	10/2004	-	2014	e20	O-140	A	9,6	1650	75	18,8	→		M	12150520	21150520	-
Astra III (H)	Estate	10/2004	-	2014	e20	O-141	V	9,6	1650	75	20,7	→		M	12150520	21150520	-
Astra IV (J)	5D excl. Flex-Fix excl. 1,6 Turbo	12/2009	-	09/2015	e20 E20	O-142	A	9,6	1600	75	21,3	→		M	12500567	21500567	-
Astra IV (J)	5D excl. Flex-Fix excl. 1,6 Turbo	12/2009	-	09/2015	e20 E20	O-142	A	9,6	1600	75	21,3	→		M	12500567	21500567	-
Astra IV (J)	5D excl. Flex-Fix	12/2009	-	09/2015	e20 E20	O-143	V	9,6	1600	75	22,1	→	✂	M	12500567	21500567	-
Astra IV (J)	5D excl. Flex-Fix	12/2009	-	09/2015	e20 E20	O-143	V	9,6	1600	75	22,1	→	✂	M	12500567	21500567	-
Astra IV (J)	4D	2012	-	2019	E20	O-138	A	9,6	1800	75	19,0	→	✂	M	12500567	21500567	-
Astra IV (J)	4D	2012	-	2019	E20	O-139	V	9,6	1800	75	21,5	→	✂	M	12500567	21500567	-
Astra IV (J)	Sports Tourer Estate	11/2010	-	01/2016	e20	O-144	A	9,6	1800	75	18,8	→	✂	M	12500567	21500567	-
Astra IV (J)	Sports Tourer Estate	11/2010	-	01/2016	e20	O-144	A	9,6	1800	75	18,8	→	✂	M	12500567	21500567	-
Astra IV (J)	Sports Tourer Estate	11/2010	-	01/2016	e20	O-145	V	9,6	1800	75	21,2	→	✂	M	12500567	21500567	-
Astra IV (J)	Sports Tourer Estate	11/2010	-	01/2016	e20	O-145	V	9,6	1800	75	21,2	→	✂	M	12500567	21500567	-
Astra IV (J) GTC		10/2011	-	2018	E20	O-103	A	9,6	1800	75	21,5	→	✂	M	12500567	21500567	-
Astra IV (J) GTC		10/2011	-	2018	E20	O-104	V	9,6	1800	75	22,2	→	✂	M	12500567	21500567	-
Astra V (K)	5D	2015	-	2021	E20	O-131	A	9,7	1800	80	20,5	→	✂	M	16150534	26150534	-
Astra V (K)	5D	2015	-	2021	E20	O-132	V	9,7	1800	80	22,2	→	✂	M	16150534	26150534	-













					ece/ ec	Catalog no									Dedicated wire harness 7 pin	Dedicated wire harness 13 pin	program- ming
Astra V (K)	Sports Tourer Estate	03/2016	-	2022	E20	O-101	A	9,9	1700	75	21,0	→		M	16150534	26150534	-
Astra V (K)	Sports Tourer Estate	03/2016	-	2022	E20	O-102	V	9,9	1700	75	23,5	→		M	16150534	26150534	-
Astra VI (L)	5D (excl. Hybrid)	10/2021	-	→	E20	O-168	A	9,5	1650	90		→	✂	M			
Astra VI (L)	5D (excl. Hybrid)	10/2021	-	→	E20	O-169	V	9,5	1650	90		→	✂	M			
Corsa B	3/5D	1993	-	09/2000	e20	O-121	C	6,0	1000	50	14,3	→	✂				
Corsa C	3/5D	10/2000	-	2006	E20	O-123	B	6,1	1000	50	14,5	→	✂				
Corsa D	3/5D excl.Flex-fix and OPC	10/2006	-	2014	e4	O-128	A	7,6	1300	55	16,6	→	✂	M		21150524	-
Corsa D	3/5D excl.Flex-fix and OPC	10/2006	-	2014	E20	O-129	H	7,6	1300	55	17,8	→	✂	M		21150524	-
Corsa E	3/5D excl.Flex-fix	2014	-	2019	e4	O-128	A	7,6	1300	55	16,6	→	✂	M	12500567	21500567	-
Corsa E	3/5D excl.Flex-fix	2014	-	2019	E20	O-129	H	7,6	1300	55	17,8	→	✂	M	12500567	21500567	-
Corsa E	3/5D excl.Flex-fix	2014	-	2019	E20	O-130	V	7,6	1300	55	18,2	→	✂	M	12500567	21500567	-
Corsa F	5D	07/2019	-	→	E20	O-163	A	7,5	1300	80	18,4	→	✂	M	12500637	21500637	●
Corsa F	5D	07/2019	-	→	E20	O-164	V	7,5	1300	80	15,1	→	✂	M	12500637	21500637	●
Combo Corsa		03/2002	-	2011	E20	O-126	A	7,5	1200	75	17,2	→	✂				
Combo D	excl. CNG	2012	-	2018	e4	F-068	A	9,3	1500	75	23,2	→		M	12500575	21500575	-
Combo D	excl. CNG	2012	-	2018	e4	F-069	V	9,3	1500	75	25,7	→		M	12500575	21500575	-
Combo E	Life, Cargo (L1 - total length 4403 mm)	2018	-	→	E20	C-023	A	9,3	1600	85	20,4			M	12500637	21500637	●
Combo E	Life, Cargo (L1 - total length 4403 mm)	2018	-	→	E20	C-024	H	9,3	1600	85	22,0			M	12500637	21500637	●
Combo E	Life, Cargo (L1 - total length 4403 mm)	2018	-	→	E20	O-158	V	9,3	1600	85	17,2			M	12500637	21500637	●
Combo E	Life, Cargo (XL - total length 4753 mm)	2018	-	→	E20	C-059	A	9,3	1600	85	21,4			M	12500637	21500637	●
Combo E	Life, Cargo (XL - total length 4753 mm)	2018	-	→	E20	C-060	H	9,3	1600	85	22,6			M	12500637	21500637	●
Crossland		2021	-	→	E20	O-154	A	6,5	1000	70	15,5	→	✂	M	12500637	21500637	●
Crossland		2021	-	→	E20	O-155	V	6,5	1000	70	17,5	→	✂	M	12500637	21500637	●
Crossland X		2017	-	2020	E20	O-154	A	6,5	1000	70	15,5	→	✂	M	12500637	21500637	●
Crossland X		2017	-	2020	E20	O-155	V	6,5	1000	70	17,5	→	✂	M	12500637	21500637	●
Grandland X	(incl. version with smart opener system) (excl. Hybrid)	2017	-	→	E20	O-156	A	10,1	2000	100	18,7	→	✂	M	12500628 for cars without preparation, 12500638 for cars with preparation	21500628 for cars without preparation, 21500638 for cars with preparation	●
Grandland X	(incl. version with smart opener system) (excl. Hybrid)	2017	-	→	E20	O-157	V	10,1	2000	100	21,0	→	✂	M	12500628 for cars without preparation, 12500638 for cars with preparation	21500628 for cars without preparation, 21500638 for cars with preparation	●
Grandland X	(incl. version with smart opener system) (excl. Hybrid)	2017	-	→	E20	O-156	A	10,1	2000	100	18,7	→	✂	M	12500628 for cars without preparation, 12500638 for cars with preparation	21500628 for cars without preparation, 21500638 for cars with preparation	●
Grandland X	(incl. version with smart opener system) (excl. Hybrid)	2017	-	→	E20	O-157	V	10,1	2000	100	21,0	→	✂	M	12500628 for cars without preparation, 12500638 for cars with preparation	21500628 for cars without preparation, 21500638 for cars with preparation	●
Insignia A	4/5D	2008	-	05/2017	e4	O-146	A	11,0	2000	85	19,6	→	✂	M	12500567	21500567	-
Insignia A	4/5D	2008	-	05/2017	e4	O-147	V	11,0	2000	85	20,7	→	✂	M	12500567	21500567	-
Insignia A	Estate	03/2009	-	05/2017	e20 E20	O-148	A	11,0	2000	85	19,9	→	✂	M	12500567	21500567	-
Insignia A	Estate	03/2009	-	05/2017	e20 E20	O-149	V	11,0	2000	85	22,2	→	✂	M	12500567	21500567	-
Insignia B	5D (Grand Sport)	06/2017	-	→	E20	O-150	A	11,2	2200	100	20,7	→	✂	M	12500567	21500567	-
Insignia B	5D (Grand Sport)	06/2017	-	→	E20	O-151	V	11,2	2200	100	23,5	→	✂	M	12500567	21500567	-
Insignia B	Estate (Sports Tourer)	2017	-	→	E20	O-152	A	11,3	2200	100	21,6	→	✂	M	12500567	21500567	-
Insignia B	Estate (Sports Tourer)	2017	-	→	E20	O-153	V	11,3	2200	100	24,1	→	✂	M	12500567	21500567	-
Kadett E	3/5D (excl. GSI) while stocks last	08/1984	-	1991		O-161	A	5,8	1000	50	11,5						

					ece/ ec	Catalog no									Dedicated wire harness 7 pin	Dedicated wire harness 13 pin	program- ming
Meriva	(excl. OPC)	2003	-	2010	e4	O-174	A	8,1	1300	60	18,7	→			16150518		-
Meriva	(excl. OPC)	2003	-	2010	e4	O-175	H	8,0	1300	60	20,5	→			16150518		-
Meriva	(excl. Flex-Fix) (excl. 1.3CDTi)	2010	-	2017	e20	O-176	A	8,3	1300	75	19,6	→		M	12500567	21500567	-
Meriva	(excl. Flex-Fix) (excl. 1.3CDTi)	2010	-	2017	e20	O-177	V	8,3	1300	75	21,9	→		M	12500567	21500567	-
Mokka	(J13) (excl. Flex-Fix) (incl. Mokka X)	2012	-	2020	E20	O-165	A	8,7	1500	75	20,3	→		M	12500567	21500567	-
Mokka	(J13) (excl. Flex-Fix) (incl. Mokka X)	2012	-	2020	E20	O-166	V	8,7	1500	75	22,6	→		M	12500567	21500567	-
Movano A	Van, Minibus	01/1998	-	03/2010	e4	R-082/1	E	13,7	2300	100	21,0						
Movano A	Box Van	01/1998	-	03/2010	e4	R-082/1	E	13,7	2300	100	21,0						
Movano B	(Box Van) (Single wheels)	04/2010	-	2022	E20	R-064	E	15,8	3000	120	26,5			M	12500553 for cars without preparation, 12500549 for cars with preparation	21500553 for cars without preparation, 21500549 for cars with preparation	-
Movano B	(Box Van) (double wheels) (Rear wheel drive) (L3 / L4)	04/2010	-	2022	E20	R-065	E	17,7	3500	140	25,6			M	12500553 for cars without preparation, 12500549 for cars with preparation	21500553 for cars without preparation, 21500549 for cars with preparation	-
Movano B	Van, Minibus excl. Step (front wheel drive)	04/2010	-	2022	e20	R-060	A	14,4	3000	100	22,3			M	12500549 for cars after 2021	21500549 for cars till 2021	-
Movano B	Van, Minibus excl. Step (front wheel drive)	04/2010	-	2022	e20	R-061	V	14,3	2500	100	25,0			M	12500549 for cars after 2021	21500549 for cars till 2021	-
Movano B	Van, Minibus (with Step) (front wheel drive)	04/2010	-	2022	e20	R-060	A	14,4	3000	100	22,3			M	12500549 for cars after 2021	21500549 for cars till 2021	-
Movano B	Van, Minibus (with Step) (front wheel drive)	04/2010	-	2022	e20	R-061	V	14,3	2500	100	25,0			M	12500549 for cars after 2021	21500549 for cars till 2021	-
Movano B	Van, Minibus 3,5T double wheels rear wheel drive with step	04/2010	-	2022	E20	R-062	E	15,9	3000	120	25,2			M	12500549 for cars after 2021	21500549 for cars till 2021	-
Vectra B	4/5D	10/1995	-	08/1998	E20	O-214	B	7,6	1300	75	14,4						
Vectra B	4/5D	09/1998	-	05/2002	e20 E20	O-216	B	7,6	1300	75	15,7						
Vectra B	Estate	1996	-	08/1998	e20	O-220	B	9	1700	75	18,5						
Vectra B	Estate	08/1998	-	2003	e20	O-220	B	9	1700	75	18,5						
Vectra C	4/5D	04/2002	-	2008	e20 E20	O-222	A	10,3	1950	78	20,7	→		M			
Vectra C	4/5D	04/2002	-	2008	E20	O-227	V	10,3	1950	78	22,3	→		M			
Vectra C	Estate (excl.OPC)	10/2003	-	2008	e20	O-225	A	10,7	2000	90	24,2			M			
Vectra C	Estate (excl.OPC)	10/2003	-	2008	e20	O-226	H	10,7	2000	90	25,6			M			
Vivaro A		2001	-	09/2006	e20	R-127	E	11,8	2000	80	19,7						
Vivaro A		10/2006	-	08/2014	e20	R-127	E	11,8	2000	80	19,7				12500523	21500523	-
Vivaro B	Van, Minibus (incl. Long)	06/2014	-	2019	E20	R-128	E	12,3	2100	100	22,2			M			
Vivaro B	Van, Minibus (incl. Long)	06/2014	-	2019	E20	R-141	E	13,8	2500	120				M			
Vivaro C	(L1/XS/Compact) (L2/M/Standard) (L3/XL/Long)	03/2019	-	→	E20	T-183	A	13,6	2500	120	22,9	→		M	12500626	21500626	•
Vivaro C	(L1/XS/Compact) (L2/M/Standard) (L3/XL/Long)	03/2019	-	→	E20	T-184	V	13,6	2500	120	22,9	→		M	12500626	21500626	•
Zafira I		1999	-	2005	e20 E20	O-230	A	9,3	1600	75	13,8	→					
Zafira II	excl.OPC (incl. Zafira Family)	07/2005	-	2014	e4	O-232	A	9,6	1650	75	17,4	→		M			
Zafira II	excl.OPC (incl. Zafira Family)	07/2005	-	2014	e4	O-233	H	9,6	1650	75	18,6	→		M			
Zafira III Tourer	(excl.CNG) (excl. Flex-Fix)	01/2012	-	2016	E20	O-234	A	9,9	1500	75	19,9	→		M			
Zafira III Tourer	(excl.CNG) (excl. Flex-Fix)	01/2012	-	2016	E20	O-235	V	9,9	1500	75	22,2	→		M			
Zafira III	(excl.CNG) (excl. Flex-Fix)	2016	-	2019	E20	O-234	A	9,9	1500	75	19,9	→		M			
Zafira III	(excl.CNG) (excl. Flex-Fix)	2016	-	2019	E20	O-235	V	9,9	1500	75	22,2	→		M			
Zafira Life	(L1/XS/Compact) (L2/M/Standard) (L3/XL/Long)	03/2019	-	→	E20	T-183	A	13,6	2500	120	22,9	→		M	12500626	21500626	•
Zafira Life	(L1/XS/Compact) (L2/M/Standard) (L3/XL/Long)	03/2019	-	→	E20	T-184	V	13,6	2500	120	22,9	→		M	12500626	21500626	•







				ece/ ec	Catalog no									Dedicated wire harness 7 pin	Dedicated wire harness 13 pin	program- ming	
PEUGEOT																	
106	3/5D	05/1996	-	2004	e20 E20	C-105	B	6,1	1100	50	12,7						
107	(Use only as bicycle carrier)	2005	-	2014	E20	C-008	A	3,5	500	75	14,7						
107	(Use only as bicycle carrier)	2005	-	2014	E20	C-009	H	3,5	500	75	16,5						
206	3/5D	1998	-	03/2003	e20 E20	P-025	A	6,4	1100	50	13,1						
206	SW (Estate)	2002	-	01/2006	E20	P-017	A	6,4	1100	50	17,6			26160502		-	
206	SW (Estate)	02/2006	-	2007	E20	P-017	A	6,4	1100	50	17,6			26160502		-	
206	SW (Estate) while stocks last	2002	-	01/2006	E20	P-018	H	6,4	1100	50	19,8						
206	SW (Estate) while stocks last	02/2006	-	2007	E20	P-018	H	6,4	1100	50	19,8						
207	3/5D	2006	-	2015	e4	P-027	A	6,8	1200	50	16,0	→		M	12500558	21500558	•
207	3/5D	2006	-	2015	e4	P-028	H	6,8	1200	50	17,5	→		M	12500558	21500558	•
207 SW	Estate	2007	-	2015	e20	P-023	A	6,9	1200	50	16,9	→		M	12500558	21500558	•
207 SW	Estate while stocks last	2007	-	2015	e20	P-024	H	6,9	1200	50	19,0	→		M	12500558	21500558	•
208 I	3/5D (CA_, CC_)	03/2012	-	2019	E20	P-019	A	7,2	1300	55	17,3	→		M	12500599	21500599	•
208 I	3/5D (CA_, CC_)	03/2012	-	2019	E20	P-020	V	7,2	1300	55	19,8	→		M	12500599	21500599	•
208 II	5D (UB_, UP_, UW_, UJ_)	06/2019	-	→	E20	O-163	A	7,5	1300	80	18,4	→		M	12500637	21500637	•
208 II	5D (UB_, UP_, UW_, UJ_)	06/2019	-	→	E20	O-164	V	7,5	1300	80	15,1	→		M	12500637	21500637	•
301	4D	2012	-	→	E20	C-045	A	7,3	1400	75	12,8	→		M			
301	4D	2012	-	→	E20	C-046	H	7,3	1400	75	18,9	→		M			
306	3/5D	1993	-	2001	E20	P-031	B	6,8	1200	55	15,5						
307	3/5D	2001	-	06/2005	e4	C-026	A	8,1	1500	65	16,4	→					
307	3/5D	2001	-	06/2005	E20	C-029	H	8,1	1500	65	18,9	→					
307	3/5D	07/2005	-	2007	e4	C-026	A	8,1	1500	65	16,4	→		M	12500558	21500558	•
307	3/5D	07/2005	-	2007	E20	C-029	H	8,1	1500	65	18,9	→		M	12500558	21500558	•
307	Estate/ SW	2002	-	06/2005	E20	P-064	A	9,3	1700	80	18,1						
307	Estate/ SW while stocks last	2002	-	06/2005	E20	P-065	H	9,3	1700	80	14,0						
307	Estate/ SW	07/2005	-	2008	E20	P-064	A	9,3	1700	80	18,1			M	12500558	21500558	•
307	Estate/ SW while stocks last	07/2005	-	2008	E20	P-065	H	9,3	1700	80	14,0			M	12500558	21500558	•
308 CC, Cabrio	excl. GTi / 200 KM	03/2009	-	03/2015	E20	P-060	A	8,6	1500	80	19,4	→		M			
308 CC, Cabrio	excl. GTi / 200 KM	03/2009	-	03/2015	E20	P-061	V	8,6	1500	80	21,6	→		M			
308	3/5D	2007	-	10/2008	e4	C-026	A	8,1	1500	65	16,4	→		M	12500558	21500558	•
308	3/5D	11/2008	-	05/2011	e4	C-026	A	8,1	1500	65	16,4	→		M	12500558	21500558	•
308	3/5D	2007	-	10/2008	E20	C-029	H	8,1	1500	65	18,9	→		M	12500558	21500558	•
308	3/5D	11/2008	-	05/2011	E20	C-029	H	8,1	1500	65	18,9	→		M	12500558	21500558	•
308	3/5D	05/2011	-	09/2013	E20	P-037	A	9,3	1700	80	15,5	→		M	12500558	21500558	•
308	3/5D	05/2011	-	09/2013	E20	P-038	H	9,3	1700	80	17,6	→		M	12500558	21500558	•
308 II	5D	10/2013	-	06/2021	E20	P-058	A	8,5	1600	75	18,8	→		M		21500592 for cars from 2014	•
308 II	5D	10/2013	-	06/2021	E20	P-059	V	8,5	1600	75	21,0	→		M		21500592 for cars from 2014	•
308	Estate/ SW	2008	-	10/2008	E20	P-052	A	9,6	1700	75	18,9			M	12500558	21500558	•
308	Estate/ SW	11/2008	-	02/2014	E20	P-052	A	9,6	1700	75	18,9			M	12500558	21500558	•
308	Estate/ SW	2008	-	10/2008	E20	P-053	H	9,6	1700	75	20,9			M	12500558	21500558	•
308	Estate/ SW	11/2008	-	02/2014	E20	P-053	H	9,6	1700	75	20,9			M	12500558	21500558	•
308 II	Estate/ SW (incl. GT-Line)	03/2014	-	06/2021	E20	P-056	A	8,5	1600	75	18,6	→		M		21500592	•















			ece/ ec	Catalog no									Dedicated wire harness 7 pin	Dedicated wire harness 13 pin	program- ming		
308 II	Estate/ SW (incl. GT-Line)	03/2014	-	06/2021	E20	P-057	V	8,5	1600	75	21,0	→	✂	M		21500592	●
308 III	5D	07/2021	-	→	E20	O-168	A	9,5	1650	90		→	✂	M		21500705	●
308 III	5D	07/2021	-	→	E20	O-169	V	9,5	1650	90		→	✂	M		21500705	●
406	4D while stocks last	10/1995	-	02/1999	e4	P-035	A	8,6	1700	80	16,0	→					
406	4D while stocks last	03/1999	-	2004	e4	P-035	A	8,6	1700	80	16,0	→					
406	D8, D9, Estate	1996	-	02/1999	e20	P-036	A	9,3	1700	75	16,0						
406	D8, D9, Estate	03/1999	-	2004	e20	P-036	A	9,3	1700	75	16,0						
407	4D	2004	-	2011	e20	P-040	A	9,1	1600	75	24,0	→		M	12500558 for cars from 2008	21500558 for cars from 2008	●
407	4D	2004	-	2011	E20	P-041	H	9,1	1600	75	25,8	→	✂	M	12500558 for cars from 2008	21500558 for cars from 2008	●
407	Estate/ SW	06/2004	-	08/2008	e4	P-042	A	9,2	1600	75	22,8	→		M	12500558	21500558	●
407	Estate/ SW	06/2004	-	08/2008	E20	P-043	V	9,2	1600	75	24,4	→	✂	M	12500558	21500558	●
407	Estate/ SW	09/2008	-	2011	e4	P-042	A	9,2	1600	75	22,8	→	✂	M	12500558	21500558	●
407	Estate/ SW	09/2008	-	2011	E20	P-043	V	9,2	1600	75	24,4	→	✂	M	12500558	21500558	●
508 I	4D (excl. GT, 2.2HDI)	2011	-	2014	E20	P-046	A	10,2	1900	80	24,7	→	✂	M	12160514	21160514	●
508 I	4D (excl. GT, 2.2HDI)	2011	-	2014	E20	P-047	V	10,2	1900	80	21,6	→	✂	M	12160514	21160514	●
508 I	4D (face lift) (excl. GT, 2.2HDI)	2014	-	12/2018	E20	P-022	V	10,2	1900	80	26,2	→	✂	M	12160514	21160514	●
508 I	Estate/ SW (excl. GT)	2011	-	12/2018	E20	P-048	A	10,2	1900	80	23,9	→	✂	M	12160514	21160514	●
508 I	Estate/ SW (excl. GT)	2011	-	12/2018	E20	P-049	H	10,2	1900	80	26,7	→	✂	M	12160514	21160514	●
508 II	(FB, F3) 5D - liftback (incl. AdBlue)	09/2018	-	→	E20	P-066	A	10,3	2000	100	21,6	→	✂	M			
508 II	(FB, F3) 5D - liftback (incl. AdBlue)	09/2018	-	→	E20	P-067	V	10,3	2000	100	17,8	→	✂	M	12500637	21500637	●
508 II	(FB, F3) 5D - liftback (excl. GT)	09/2018	-	→	E20	P-068	A	10,3	2000	100		→	✂	M	12500637	21500637	●
508 II	(FB, F3) 5D - liftback (excl. GT)	09/2018	-	→	E20	P-069	V	10,3	2000	100	21,3	→	✂	M	12500637	21500637	●
508 II	(FC, FJ, F4) (Estate/ SW) (excl. GT)	09/2018	-	→	E20	P-068	A	10,3	2000	100	17,5	→	✂	M	12500637 for cars from 2019	21500637 for cars from 2019	●
508 II	(FC, FJ, F4) (Estate/ SW) (excl. GT)	09/2018	-	→	E20	P-069	V	10,3	2000	100	21,3	→	✂	M	12500637 for cars from 2019	21500637 for cars from 2019	●
607	4D	2000	-	2010	E20	P-015	A	10,0	1850	85	20,4		✂	M			
607	4D	2000	-	2010	E20	P-016	V	10,0	1850	85	16,9		✂	M			
2008 I	(CU_)	04/2012	-	2019	E20	P-050	A	7,2	1300	60	15,6	→		M	12500599 for cars from 2013	21500599 for cars from 2013	●
2008 I	(CU_)	04/2012	-	2019	E20	P-051	H	7,2	1300	60	19,4	→		M	12500599 for cars from 2013	21500599 for cars from 2013	●
2008 II	(U_)	08/2019	-	→	E20	P-072	A	8,5	1300	80	17,2	→	✂	M	12500637 for cars from 2020	21500637 for cars from 2020	●
2008 II	(U_)	08/2019	-	→	E20	P-073	V	8,5	1300	80	14,1	→	✂	M	12500637 for cars from 2020	21500637 for cars from 2020	●
3008 I		2009	-	12/2009	E20	P-054	A	8,7	1500	70	20,2			M	12500558	21500558	●
3008 I		12/2009	-	04/2016	E20	P-054	A	8,7	1500	70	20,2			M	12500558	21500558	●
3008 I		2009	-	12/2009	E20	P-055	V	8,7	1500	70	22,8			M	12500558	21500558	●
3008 I		12/2009	-	04/2016	E20	P-055	V	8,7	1500	70	22,8			M	12500558	21500558	●
3008 II	(excl. Hybrid)	05/2016	-	→	E20	P-062	A	10,1	2000	90	19,3	→	✂	M	12500628 for cars without preparation, 12500638 cars with preparation	21500628 for cars without preparation, 21500638 for cars with preparation	●
3008 II	(excl. Hybrid)	05/2016	-	→	E20	P-063	V	10,1	2000	90	21,0	→	✂	M	12500628 for cars without preparation, 12500638 cars with preparation	21500628 for cars without preparation, 21500638 for cars with preparation	●
4007	when the ball is mounted, it is not possible to open the lower tailgate	09/2007	-	2012	e20	M-354	A	11,0	2000	100	20,9		✂		16500524	26500524	-
4007	when the ball is mounted, it is not possible to open the lower tailgate	09/2007	-	2012	e20	M-355	H	11,0	2000	100	18,4		✂		16500524	26500524	-









					ece/ ec	Catalog no									Dedicated wire harness 7 pin	Dedicated wire harness 13 pin	program- ming
4008		05/2012	-	2016	E20	M-302	A	8,9	1500	70	19,0				12500578	21500578	-
4008		05/2012	-	2016	E20	M-303	H	8,9	1500	70	20,9				12500578	21500578	-
5008 I		09/2009	-	10/2010	e20	P-044	A	9,7	1800	100	21,0			M	12500558	21500558	●
5008 I		10/2010	-	2017	e20	P-044	A	9,7	1800	100	21,0			M	12500558	21500558	●
5008 I		09/2009	-	10/2010	e20	P-045	V	9,7	1800	100	23,5			M	12500558	21500558	●
5008 I		10/2010	-	2017	e20	P-045	V	9,7	1800	100	23,5			M	12500558	21500558	●
5008 II	No underneath spare wheel	05/2017	-	→	E20	P-013	A	10,5	2000	100	19,6	→		M	12500628 for cars without preparation, 12500638 cars with preparation	21500628 for cars without preparation, 21500638 for cars with preparation	●
5008 II	No underneath spare wheel	05/2017	-	→	E20	P-014	V	10,5	2000	100	21,6	→		M	12500628 for cars without preparation, 12500638 cars with preparation	21500628 for cars without preparation, 21500638 for cars with preparation	●
5008 II	With a spare wheel underneath	05/2017	-	→	E20	P-070	A	10,5	2000	100	19,6	→		M	12500628 for cars without preparation, 12500638 cars with preparation	21500628 for cars without preparation, 21500638 for cars with preparation	●
5008 II	With a spare wheel underneath	05/2017	-	→	E20	P-071	V	10,5	2000	100	15,7	→		M	12500628 for cars without preparation, 12500638 cars with preparation	21500628 for cars without preparation, 21500638 for cars with preparation	●
807		2002	-	04/2005	e20	F-147	A	10,8	1900	100	16,5	→		M			
807		05/2005	-	2014	e20	F-147	A	10,8	1900	100	16,5	→		M	12500558	21500558	●
807		2002	-	04/2005	E20	F-146	H	10,8	1900	100	18,3	→		M			
807		05/2005	-	2014	E20	F-146	H	10,8	1900	100	18,3	→		M	12500558	21500558	●
Bipper	Furgon / Tepee	2008	-	2018	e4	F-072	A	7,5	1300	75	13,8			M	12500535		-
Bipper	Furgon / Tepee	2008	-	2018	e4	F-073	H	7,5	1300	75	15,3			M	12500535		-
Boxer	Van, Minibus	03/1994	-	06/1999	e20	F-062	E	12,5	2000	100	25,8						
Boxer	Van, Minibus	07/1999	-	12/2002	e20	F-062	E	12,5	2000	100	25,8						
Boxer	Van, Minibus	2003	-	2006	e20	F-062	E	12,5	2000	100	25,8						
Boxer	Van, Minibus (incl. L4/XL) (in case of additional stiffen of the rear bumper of the car it is necessary to order WZ-064)	2006	-	01/2011	E20	F-064	E	16,2	3100	130	25,0	→		M	12500536 for cars with reversing sensors	21500512 for cars without reversing sensors	-
Boxer	Van, Minibus (incl. L4/XL) (in case of additional stiffen of the rear bumper of the car it is necessary to order WZ-064)	2006	-	01/2011	E20	F-081	H	16,2	3100	130	24,8	→		M	12500536 for cars with reversing sensors	21500512 for cars without reversing sensors	-
Boxer	Van, Minibus (incl. L4/XL) (in case of additional stiffen of the rear bumper of the car it is necessary to order WZ-064)	02/2011	-	02/2014	E20	F-064	E	16,2	3100	130	25,0	→		M	12500694	21500694	-
Boxer	Van, Minibus (incl. L4/XL) (in case of additional stiffen of the rear bumper of the car it is necessary to order WZ-064)	02/2011	-	02/2014	E20	F-081	H	16,2	3100	130	24,8	→		M	12500694	21500694	-
Boxer	Van, Minibus (incl. L4/XL) (in case of additional stiffen of the rear bumper of the car it is necessary to order WZ-064)	03/2014	-	→	E20	F-064	E	16,2	3100	130	25,0	→		M	12500694	21500694	-
Boxer	Van, Minibus (incl. L4/XL) (in case of additional stiffen of the rear bumper of the car it is necessary to order WZ-064)	03/2014	-	→	E20	F-081	H	16,2	3100	130	24,8	→		M	12500694	21500694	-
Boxer	Box Van	03/1994	-	06/1999	e20	F-062	E	12,5	2000	100	25,8						
Boxer	Box Van	07/1999	-	12/2002	e20	F-062	E	12,5	2000	100	25,8						

















		ece/ ec	Catalog no									Dedicated wire harness 7 pin	Dedicated wire harness 13 pin	program- ming			
Boxer	Box Van	2003	-	2006	e20	F-062	E	12,5	2000	100	25,8						
Boxer	Box Van (incl. L4/XL)	2006	-	02/2014	e20	F-066	E	15,9	3000	120	24,5			M	12500513	21500526	-
Boxer	Box Van (incl. L4/XL)	03/2014	-	→	e20	F-066	E	15,9	3000	120	24,5			M	12500513	21500526	-
Expert		1995	-	2001	e20	F-133	A	10,2	1800	80	14,6	→					
Expert II	(incl. Long L2) (excl. version with height control suspension)	2007	-	06/2016	e4	F-148	A	12,0	2000	80	16,5	→		M	12500558	21500558	●
Expert III	(L1/XS/Compact) (L2/M/Standard) (L3/XL/Long)	04/2016	-	→	E20	T-183	A	13,6	2500	120	22,9	→		M	12500626	21500626	●
Expert II	(incl. Long L2) (excl. version with height control suspension)	2007	-	06/2016	e4	F-149	H	12,0	2000	80	18,0	→		M	12500558	21500558	●
Expert III	(L1/XS/Compact) (L2/M/Standard) (L3/XL/Long)	04/2016	-	→	E20	T-184	V	13,6	2500	120	25,3	→		M	12500626	21500626	●
Partner I		1996	-	12/2002	e20 E20	C-021	A	7,0	1100	70	13,6						
Partner I		01/2003	-	2010	e20 E20	C-021	A	7,0	1100	70	13,6				16500507 dla samochodów do 2008r.		-
Partner II	Van / Tepee dl. całkowita 4628 mm	2008	-	06/2018	e20	C-015	A	8,7	1600	70	22,0			M	12500558	21500558	●
Partner II	Van / Tepee dl. całkowita 4628 mm	11/2011	-	06/2018	e20	C-015	A	8,7	1600	70	22,0			M	12500558	21500558	●
Partner II	Van / Tepee dl. całkowita 4628 mm	2008	-	06/2018	e20	C-016	H	8,7	1600	70	26,2			M	12500558	21500558	●
Partner II	Van / Tepee dl. całkowita 4628 mm	11/2011	-	06/2018	e20	C-016	H	8,7	1600	70	26,2			M	12500558	21500558	●
Partner II	Van / Tepee dl. całkowita 4380 mm	2008	-	10/2011	E20	C-023	A	9,3	1600	85	20,4			M	12500558	21500558	●
Partner II	Van / Tepee dl. całkowita 4380 mm	11/2011	-	06/2018	E20	C-023	A	9,3	1600	85	20,4			M	12500558	21500558	●
Partner II	Van / Tepee dl. całkowita 4380 mm	2008	-	10/2011	E20	C-024	H	9,3	1600	85	22,0			M	12500558	21500558	●
Partner II	Van / Tepee dl. całkowita 4380 mm	11/2011	-	06/2018	E20	C-024	H	9,3	1600	85	22,0			M	12500558	21500558	●
Partner II	Van / Tepee dl. całkowita 4380 mm	2008	-	10/2011	E20	O-158	V	9,3	1600	85	17,2			M	12500558	21500558	●
Partner II	Van / Tepee dl. całkowita 4380 mm	11/2011	-	06/2018	E20	O-158	V	9,3	1600	85	17,2			M	12500558	21500558	●
Partner III	(length 4403 mm)	2018	-	→	E20	C-023	A	9,3	1600	85	20,4			M	12500637	21500637	●
Partner III	(length 4403 mm)	2018	-	→	E20	C-024	A	9,3	1600	85	22,0			M	12500637	21500637	●
Partner III	(length 4403 mm)	2018	-	→	E20	O-158	V	9,3	1600	85	17,2			M	12500637	21500637	●
Partner III	(length 4753 mm)	2018	-	→	E20	C-059	A	9,3	1600	85	21,4			M	12500637	21500637	●
Partner III	(length 4753 mm)	2018	-	→	E20	C-060	H	9,3	1600	85	22,6			M	12500637	21500637	●
Rifter	(length 4403 mm)	2018	-	→	E20	C-023	A	9,3	1600	85	20,4			M	12500637	21500637	●
Rifter	(length 4403 mm)	2018	-	→	E20	C-024	A	9,3	1600	85	22,0			M	12500637	21500637	●
Rifter	(length 4403 mm)	2018	-	→	E20	O-158	V	9,3	1600	85	17,2			M	12500637	21500637	●
Rifter	(length 4753 mm)	2018	-	→	E20	C-059	A	9,3	1600	85	21,4			M	12500637	21500637	●
Rifter	(length 4753 mm)	2018	-	→	E20	C-060	H	9,3	1600	85	22,6			M	12500637	21500637	●
Traveller	(L1/XS/Compact) (L2/M/Standard) (L3/XL/Long)	04/2016	-	→	E20	T-183	A	13,6	2500	120	22,9	→		M	12500626	21500626	●
Traveller	(L1/XS/Compact) (L2/M/Standard) (L3/XL/Long)	04/2016	-	→	E20	T-184	V	13,6	2500	120	25,3	→		M	12500626	21500626	●




















PORSCHE











Cayenne		11/2002	-	2010	e20	A-092	A	16,3	3500	140	14,6	→		M			
Cayenne		11/2002	-	2010	e20	A-093	V	16,3	3500	140	23,4	→		M			
Cayenne II		2010	-	2017	e20	A-092	A	16,3	3500	140	14,6	→		M			
Cayenne II		2010	-	2017	e20	A-093	V	16,3	3500	140	23,4	→		M			
Cayenne III	(9YA) (incl. Hybrid)	05/2017	-	→	E20	P-200	A	16,5	3500	200	21,1	→		M	12010526	21010526	●
Cayenne III	(9YA) (incl. Hybrid)	05/2017	-	→	E20	P-201	V	16,5	3500	200	17,1	→		M	12010526	21010526	●











					ece/ ec	Catalog no									Dedicated wire harness 7 pin	Dedicated wire harness 13 pin	program- ming
Cayenne III	Coupe (9YB) (excl. Hybrid)	01/2019	-	→	E20	P-200	A	16,5	3500	200	21,1	→		M	12010526	21010526	●
Cayenne III	Coupe (9YB) (excl. Hybrid)	01/2019	-	→	E20	P-201	V	16,5	3500	200	17,1	→		M	12010526	21010526	●
Macan	(95B) (incl. Sport Design Pack) (excl. GTS)	02/2014	-	→	E20	P-202	A	12,5	2500	120	21,1	→		M			
Macan	(95B) (incl. Sport Design Pack) (excl. GTS)	02/2014	-	→	E20	P-203	V	12,5	2500	120	17,1	→		M			

RENAULT																	
Arkana	(LCM_)	08/2019	-	→	E20	R-010	A	8,8	1500	85	20,5	→		M	12500673 for cars from 2021	21500673 for cars from 2021	-
Arkana	(LCM_)	08/2019	-	→	E20	R-011	V	8,8	1500	85	17,3	→		M	12500673 for cars from 2021	21500673 for cars from 2021	-
Austral		2022	-	→	E20	R-142	A	11,5	2200	100				M		21180555 for cars with preparation	-
Austral		2022	-	→	E20	R-143	V	11,5	2200	100				M		21180555 for cars with preparation	-
Captur I	(J5_, H5_)	2013	-	2017	E20	R-016	A	7,2	1200	75	17,1			M	16180535	26180535	-
Captur I	(J5_, H5_)	2013	-	2017	E20	R-017	V	7,2	1200	75	20,7	→		M	16180535	26180535	-
Captur I	(J5_, H5_)	2017	-	2019	E20	R-016	A	7,2	1200	75	17,1			M	16180535	26180535	-
Captur I	(J5_, H5_)	2017	-	2019	E20	R-017	V	7,2	1200	75	20,7	→		M	16180535	26180535	-
Captur II		01/2020	-	→	E20	R-018	A	8,7	1500	90	18,0	→		M	12500673 for cars without preparation, 12180548 for cars with preparation	21500673 for cars without preparation, 21180548 for cars with preparation	-
Captur II		01/2020	-	→	E20	R-019	V	8,7	1500	90	14,8	→		M	12500673 for cars without preparation, 12180548 for cars with preparation	21500673 for cars without preparation, 21180548 for cars with preparation	-
Clio II	3/5D	03/1998	-	06/2001	e20	R-020	A	6,4	1200	75	14,1	→					
Clio II	3/5D	07/2001	-	2005	e20	R-020	A	6,4	1200	75	14,1	→					
Clio III	3/5D	2005	-	03/2009	e20	R-022	A	7,0	1200	75	13,4						
Clio III	3/5D	04/2009	-	10/2012	e20	R-022	A	7,0	1200	75	13,4						
Clio III	Grandtour (Estate)	2008	-	2012	E20	R-024	A	7,7	1200	75	16,3						
Clio III	Grandtour (Estate)	2008	-	2012	E20	R-025	H	7,7	1200	75	18,6						
Clio IV	5D	2012	-	08/2016	E20	R-027	A	7,1	1300	75	16,5	→		M	16180535	26180535	-
Clio IV	5D	09/2016	-	2020	E20	R-027	A	7,1	1300	75	16,5	→		M	16180535	26180535	-
Clio IV	5D	2012	-	08/2016	E20	R-028	H	7,1	1300	75	18,4	→		M	16180535	26180535	-
Clio IV	5D	09/2016	-	2020	E20	R-028	H	7,1	1300	75	18,4	→		M	16180535	26180535	-
Clio IV	Grandtour (Estate)	2013	-	08/2016	E20	R-029	A	7,7	1200	75	17,5			M	16180535	26180535	-
Clio IV	Grandtour (Estate)	09/2016	-	2020	E20	R-029	A	7,7	1200	75	17,5			M	16180535	26180535	-
Clio IV	Grandtour (Estate)	2013	-	08/2016	E20	R-030	H	7,7	1200	75	19,4			M	16180535	26180535	-
Clio IV	Grandtour (Estate)	09/2016	-	2020	E20	R-030	H	7,7	1200	75	19,4			M	16180535	26180535	-
Clio V	5D (BF_)	06/2019	-	→	E20	R-031	A	7,0	1300	80	17,5	→		M	12500673 for cars without preparation, 12180548 for cars with preparation	21500673 for cars without preparation, 21180548 cars with preparation	-
Clio V	5D (BF_)	06/2019	-	→	E20	R-032	V	7,0	1300	80	14,0	→		M	12500673 for cars without preparation, 12180548 for cars with preparation	21500673 for cars without preparation, 21180548 cars with preparation	-
Espace IV		11/2002	-	2014	E20	R-035	A	11,3	2000	80	22,9	→					
Espace IV		11/2002	-	2014	E20	R-036	H	11,3	2000	80	24,3	→					
Espace V		2015	-	2021	E20	R-037	A	11,2	2000	80	23,0	→		M	16180538 for cars till 2015	21180544 for cars till 2015	●
Espace V		2015	-	2021	E20	R-038	V	11,2	2000	80	25,5	→		M	16180538 for cars till 2015	21180544 for cars till 2015	●

					ece/ ec	Catalog no									Dedicated wire harness 7 pin	Dedicated wire harness 13 pin	program- ming
Express	(incl. PDC) (sensors detect the ball) incl. AdBlue	05/2021	-	→	E20	D-008	A	7,5	1400	75	19,9	→		M		21180554	-
Express	(incl. PDC) (sensors detect the ball) incl. AdBlue	05/2021	-	→	E20	D-009	H	7,5	1400	75	22,3	→		M		21180554	-
Grand Espace		11/2002	-	2014	E20	R-035	A	11,3	2000	80	22,9	→					
Grand Espace		11/2002	-	2014	E20	R-036	H	11,3	2000	80	24,3	→					
Fluence	4D	03/2010	-	2016	e20	R-039	A	7,5	1300	75	20,2	→		M			
Fluence	4D	03/2010	-	2016	e20	R-040	V	7,5	1300	75	23,1	→		M			
Grand Modus		2008	-	2012	E20	R-041	A	7,0	1200	75	14,4						
Grand Modus		2008	-	2012	E20	R-042	H	7,0	1200	75	16,5						
Grand Scenic		04/2004	-	2009	e4	R-108	A	8,1	1350	75	19,4	→					
Grand Scenic		04/2009	-	2016	e20	R-110	A	8,2	1300	75	16,9	→		M	12180537	21180537	-
Grand Scenic		04/2009	-	2016	e20	R-111	H	8,2	1300	75	18,5	→		M	12180537	21180537	-
Grand Scenic IV		2016	-	04/2018	E20	R-043	A	10,5	1850	80	20,2	→		M	12180544	21180544	●
Grand Scenic IV		2016	-	04/2018	E20	R-044	V	10,5	1850	80	22,2	→		M	12180544	21180544	●
Grand Scenic IV		05/2018	-	→	E20	R-043	A	10,5	1850	80	20,2	→		M	12180544	21180544	●
Grand Scenic IV		05/2018	-	→	E20	R-044	V	10,5	1850	80	22,2	→		M	12180544	21180544	●
Kadjar		2015	-	10/2018	E20	R-068	A	12,5	2000	80	25,0	→		M	16180538	21180544	●
Kadjar		2015	-	10/2018	E20	R-069	V	12,5	2000	80	27,8	→		M	16180538	21180544	●
Kadjar	(excl. AdBlue)	11/2018	-	→	E20	R-068	A	12,5	2000	80	25,0	→		M	16180538	21180544	●
Kadjar	(excl. AdBlue)	11/2018	-	→	E20	R-069	V	12,5	2000	80	27,8	→		M	16180538	21180544	●
Kangoo I	excl.maxi	10/1997	-	2008	e20	R-070	B	7,7	1350	75	16,1						
Kangoo I (4x4)		10/2001	-	2008	E20 e20	R-072	B	7,8	1400	75	16,9	→					
Kangoo II	(również Express / Rapid) (incl. Compact) (incl. Maxi)	2008	-	04/2013	e20	R-073	A	8,1	1350	75	18,4						
Kangoo II	(również Express / Rapid) (incl. Compact) (incl. Maxi)	05/2013	-	04/2021	e20	R-073	A	8,1	1350	75	18,4					21500581	-
Kangoo II	(również Express / Rapid) (incl. Compact) (incl. Maxi)	2008	-	04/2013	e20	R-074	H	7,7	1350	75	20,3						
Kangoo II	(również Express / Rapid) (incl. Compact) (incl. Maxi)	05/2013	-	04/2021	e20	R-074	H	7,7	1350	75	20,3					21500581	-
Kangoo III	(excl. AdBlue)	06/2021	-	→	E20	R-139	A	9,5	1500	90		→		M	12500673	21500673	-
Kangoo III	(excl. AdBlue)	06/2021	-	→	E20	R-140	H	9,5	1500	90		→		M	12500673	21500673	-
Kangoo E-Tech	(EV)	06/2021	-	→	E20	R-139	A	9,5	1500	90		→		M	12500673	21500673	-
Kangoo E-Tech	(EV)	06/2021	-	→	E20	R-140	H	9,5	1500	90		→		M	12500673	21500673	-
Kangoo Z.E.		2008	-	04/2013	e20	R-073	A	8,1	1350	75	18,4						
Kangoo Z.E.		2008	-	04/2013	e20	R-074	H	7,7	1350	75	14,1						
Kangoo Z.E.		05/2013	-	04/2021	e20	R-073	A	8,1	1350	75	18,4					21500581	-
Kangoo Z.E.		05/2013	-	04/2021	e20	R-074	H	7,7	1350	75	14,1					21500581	-
Koleos		09/2008	-	09/2011	E20	R-066	A	10,5	2000	100	17,3	→					
Koleos		09/2008	-	09/2011	E20	R-067	H	10,5	2000	100	19,9	→					
Koleos		09/2011	-	12/2015	E20	R-066	A	10,5	2000	100	17,3	→					
Koleos		09/2011	-	12/2015	E20	R-067	H	10,5	2000	100	19,9	→					

					ece/ ec	Catalog no									Dedicated wire harness 7 pin	Dedicated wire harness 13 pin	program- ming
Koleos II	2WD / 4WD (incl. version with smart opener system) (excl. AdBlue)	2016	-	→	E20	R-047	A	10,9	2100	110	24,2	→		M		21180545 for cars from 06/2017	•
Koleos II	2WD / 4WD (incl. version with smart opener system) (excl. AdBlue)	2016	-	→	E20	R-048	V	10,9	2100	110	26,5	→		M		21180545 for cars from 06/2017	•
Koleos II	2WD / 4WD (incl. version with smart opener system) (incl. AdBlue)	2016	-	→	E20	R-051	A	10,9	2100	110	24,3	→		M			
Koleos II	2WD / 4WD (incl. version with smart opener system) (incl. AdBlue)	2016	-	→	E20	R-052	V	10,9	2100	110	20,3	→		M			
Laguna	5D	04/1994	-	02/2001	e20 E20	R-075	B	8,9	1700	75	18,1	→					
Laguna	5D	03/2001	-	09/2007	e20	R-077	A	8,5	1500	75	16,0						
Laguna	Grand Tour	03/2001	-	01/2008	e20 E20	R-078	A	8,5	1500	75	18,4						
Laguna III	5D (excl. GT)	09/2007	-	2015	e20	R-084	A	8,8	1500	75	15,5			M	12180514		-
Laguna III	5D (excl. GT)	09/2007	-	2015	e20	R-083	H	8,8	1500	75	15,1			M	12180514		-
Laguna III	5D (excl. GT)	09/2007	-	2015	E20	R-134	V	9,8	1700	85	13,9			M	12180514		-
Laguna III	Grand Tour (Kombi) (excl. GT)	10/2007	-	2015	E20	R-089	A	9,8	1700	75	17,0			M		26180518 for cars from 01/2008 to 05/2013	-
Laguna III	Grand Tour (Kombi) (excl. GT)	10/2007	-	2015	E20	R-091	H	9,8	1700	75	17,6			M		26180518 for cars from 01/2008 to 05/2013	-
Latitude		2010	-	09/2012	E20	R-045	A	9,6	1700	80	16,8	→		M	16180532 for cars from 2011		-
Latitude		10/2012	-	→	E20	R-045	A	9,6	1700	80	16,8	→		M	16180532		-
Latitude		2010	-	09/2012	E20	R-046	V	9,6	1700	80	19,5	→		M	16180532 for cars from 2011		-
Latitude		10/2012	-	→	E20	R-046	V	9,6	1700	80	19,5	→		M	16180532		-
Master	Van, Minibus	01/1998	-	03/2010	e4	R-082/1	E	13,7	2300	100	21,0						
Master	Box Van	01/1998	-	03/2010	e4	R-082/1	E	13,7	2300	100	21,0						
Master	(Box Van) (Single wheels)	04/2010	-	→	E20	R-064	E	15,8	3000	120	26,5			M	12500553 for cars without preparation, 12500549 cars with preparation	21500553 for cars without preparation, 21500549 for cars with preparation	-
Master	(Box Van) (double wheels) (Rear wheel drive) (L3 / L4)	04/2010	-	→	E20	R-065	E	17,7	3500	140	25,6			M	12500553 for cars without preparation, 12500549 cars with preparation	21500553 for cars without preparation, 21500549 for cars with preparation	-
Master	Van, Minibus excl. Step (front wheel drive)	04/2010	-	→	e20	R-060	A	14,4	3000	100	22,3			M	12500549 for cars with preparation / 22500549 for cars without preparation	21500549 for cars with preparation / + 22500549 for cars without preparation	-
Master	Van, Minibus excl. Step (front wheel drive)	04/2010	-	→	e20	R-061	V	14,3	2500	100	25,0			M	12500549 for cars with preparation / 22500549 for cars without preparation	21500549 for cars with preparation / + 22500549 for cars without preparation	-
Master	Van, Minibus (with Step) (front wheel drive)	04/2010	-	→	e20	R-060	A	14,4	3000	100	22,3			M	12500549 for cars with preparation / 22500549 for cars without preparation	21500549 for cars with preparation / + 22500549 for cars without preparation	-
Master	Van, Minibus (with Step) (front wheel drive)	04/2010	-	→	e20	R-061	V	14,3	2500	100	25,0			M	12500549 for cars with preparation / 22500549 for cars without preparation	21500549 for cars with preparation / + 22500549 for cars without preparation	-
Master	Van, Minibus 3,5T double wheels rear wheel drive with step	04/2010	-	→	E20	R-062	E	15,9	3000	120	25,2			M	12500549 for cars with preparation / 22500549 for cars without preparation	21500549 for cars with preparation / + 22500549 for cars without preparation	-
Megane I	3/5D	1995	-	10/2002	e4	R-087	A	7,2	1300	75	16,9						
Megane I	4D Classic	1996	-	03/1999		R-090	B	7,3	1300	75	16,0						











		ece/ ec	Catalog no									Dedicated wire harness 7 pin	Dedicated wire harness 13 pin	program- ming			
Megane I	4D Classic	04/1999	-	2003		R-090	B	7,3	1300	75	16,0						
Megane I	Grand Tour	03/1999	-	07/2003	e20	R-092	B	7,5	1350	75	16,0		✂				
Megane II	3/5D	11/2002	-	2009	e4	R-108	A	8,1	1350	75	19,4	→					
Megane II	4D	07/2003	-	2010	E20 e20	R-093	A	7,5	1350	75	17,4	→					
Megane II	4D	07/2003	-	2010	e20 E20	R-094	V	7,5	1350	75	19,6	→	✂				
Megane II	Grand Tour	07/2003	-	06/2009	E20 e20	R-093	A	7,5	1350	75	17,4	→					
Megane II	Grand Tour	07/2003	-	06/2009	e20 E20	R-094	V	7,5	1350	75	19,6	→	✂				
Megane III	5D	11/2008	-	09/2012	E20	R-112	A	8,1	1350	75	19,1	→		M			
Megane III	5D	10/2012	-	12/2015	E20	R-112	A	8,1	1350	75	19,1	→		M			
Megane III	5D	11/2008	-	09/2012	E20	R-113	V	8,1	1350	75	21,2	→		M			
Megane III	5D	10/2012	-	12/2015	E20	R-113	V	8,1	1350	75	21,2	→		M			
Megane III	Grand Tour	2009	-	09/2012	E20	R-103	A	8,2	1500	75	18,7	→		M			
Megane III	Grand Tour	10/2012	-	08/2016	E20	R-103	A	8,2	1500	75	18,7	→		M			
Megane III	Grand Tour	2009	-	09/2012	E20	R-104	H	8,2	1500	75	20,1	→	✂	M			
Megane III	Grand Tour	10/2012	-	08/2016	E20	R-104	H	8,2	1500	75	20,1	→	✂	M			
Megane IV	5D	2016	-	→	E20	R-105	A	9,6	1900	80	19,4	→	✂	M	12180544 for cars till 2020 / 12500673 for cars from 2020	21180544 for cars till 2020 / 21500673 for cars from 2020	•
Megane IV	5D	2016	-	→	E20	R-106	V	9,6	1900	80	21,5	→	✂	M	12180544 for cars till 2020 / 12500673 for cars from 2020	21180544 for cars till 2020 / 21500673 for cars from 2020	•
Megane IV	Grand Coupe (4D)	10/2016	-	→	E20	R-132	A	9,8	1900	85	23,2	→	✂	M			
Megane IV	Grand Coupe (4D)	10/2016	-	→	E20	R-133	V	9,8	1900	85	21,0	→	✂	M			
Megane IV	Grand Tour (Estate)	2016	-	→	E20	R-123	A	9,8	1900	80	19,4	→	✂	M	12180544 for cars till 2020 / 12500673 for cars from 2020	21180544 for cars till 2020 / 21500673 for cars from 2020	•
Megane IV	Grand Tour (Estate)	2016	-	→	E20	R-124	V	9,8	1900	80	15,2	→	✂	M	12180544 for cars till 2020 / 12500673 for cars from 2020	21180544 for cars till 2020 / 21500673 for cars from 2020	•
Modus I	5D	04/2004	-	2012	E20	R-049	A	6,2	950	75	13,9		✂	M			
Modus I	5D	04/2004	-	2012	E20	R-050	H	6,2	950	75	10,2		✂	M			
Scenic	(excl. 4x4)	1996	-	06/2003	e4	R-100	A	8,0	1400	75	16,3						
Scenic	(excl. 4x4) while stocks last	1996	-	06/2003	e4	R-101	H	8,0		75	17,9						
Scenic		07/2003	-	2009	e4	R-108	A	8,1	1350	75	19,4	→					
Scenic		07/2009	-	2016	E20	R-114	A	8,3	1400	75	17,2	→	✂	M	12180537	21180537	-
Scenic		07/2009	-	2016	E20	R-115	V	8,3	1400	75	21,2	→	✂	M	12180537	21180537	-
Scenic IV		2016	-	04/2018	E20	R-116	A	10,5	1850	80	24,5	→	✂	M	12180544	21180544	•
Scenic IV		2016	-	04/2018	E20	R-117	V	10,5	1850	80	26,0	→	✂	M	12180544	21180544	•
Scenic IV		05/2018	-	→	E20	R-116	A	10,5	1850	80	24,5	→	✂	M	12180544	21180544	•
Scenic IV		05/2018	-	→	E20	R-117	V	10,5	1850	80	26,0	→	✂	M	12180544	21180544	•
Talisman	4D	2015	-	→	E20	R-118	A	9,9	1850	80	16,9	→		M	12500673 for cars from 2020	21500673 for cars from 2020	-
Talisman	4D	2015	-	→	E20	R-119	V	9,9	1850	80	16,9	→		M	12500673 for cars from 2020	21500673 for cars from 2020	-
Talisman	Grandtour (Estate)	2016	-	→	E20	R-121	A	10,2	1850	75	20,6	→	✂	M	12500673 for cars from 2020	21500673 for cars from 2020	-
Talisman	Grandtour (Estate)	2016	-	→	E20	R-122	V	10,2	1850	75	22,7	→	✂	M	12500673 for cars from 2020	21500673 for cars from 2020	-
Thalia I	4D	1999	-	2010	e20 E20	R-120	B	6,7	1200	75	17,1						
Thalia II	4D	2008	-	2014	e20 E20	R-120	B	6,7	1200	75	17,1						
Trafic II	Van, Minibus	05/2001	-	09/2006	e20	R-127	E	11,8	2000	80	19,7						

			ece/ ec	Catalog no									Dedicated wire harness 7 pin	Dedicated wire harness 13 pin	program- ming		
Trafic II	Van, Minibus	10/2006	-	05/2014	e20	R-127	E	11,8	2000	80	19,7		✂		12500523	21500523	-
Trafic III	Van, Minibus (incl. Long)	06/2014	-	2019	E20	R-128	E	12,3	2100	100	22,2			M			
Trafic III	Van, Minibus (incl. Long)	06/2014	-	2019	E20	R-141	E	13,8	2500	120				M			
Trafic III	Van, Minibus (incl. Long)	2020	-	→	E20	R-141	E	13,8	2500	120				M		26500693	-
Twingo		1993	-	2007		R-135	C	3,2	450	30	11,7	→	✂				
Twingo II	3D	2007	-	12/2011	E20	R-136	A	3,1	400	65	13,0	→	✂				
Twingo II	3D while stocks last	2007	-	12/2011	E20	R-137	H	3,1	400	65	14,7	→	✂				

ROVER																	
Seria 400	5D	05/1995	-	12/1999	e20 E20	H-030	A	6,9	1200	50	16,8	→	✂				











SAAB																	
9-3	4D / Cabrio (YS3F)	2002	-	2012	E20	S-014	A	9,2	1600	75	11,0	→	✂	M			
9-3	4D / Cabrio (YS3F)	2002	-	2012	E20	S-015	V	9,2	1600	75	14,4	→	✂	M			
9-3	Estate	2005	-	2011	E20	S-016	A	9,0	1600	75	9,3	→	✂	M			
9-3	Estate	2005	-	2011	E20	S-017	H	9,0	1600	75	12,7	→	✂	M			
9-5	4D	1997	-	07/2010	E20	S-018	A	10,0	1800	75	11,0	→					
9-5	4D	1997	-	07/2010	E20	S-019	H	10,0	1800	75	12,7	→					
9-5	4D	08/2010	-	2012	E20	S-010	A	11,3	2000	85	20,4	→	✂	M	12500567	21500567	-
9-5	4D	08/2010	-	2012	E20	S-011	V	11,3	2000	85	21,9	→	✂	M	12500567	21500567	-
9-5	Estate	1999	-	05/2011	E20	S-018	A	10,0	1800	75	11,0	→			16200500 for cars from 1999		-
9-5	Estate	1999	-	05/2011	E20	S-019	H	10,0	1800	75	12,7	→			16200500 for cars from 1999		-

SEAT																	
Alhambra I		1995	-	04/2000	e20	V-135	A	11,2	2100	85	17,2	→	✂				
Alhambra I		05/2000	-	09/2010	e20	V-117	A	11,2	2100	85	16,0	→	✂		12500005 for cars from 2015	21500003 for cars from 2015	-
Alhambra II		10/2010	-	06/2012	e20	V-137	A	12,5	2500	100	22,0	→	✂	M	12500005 for cars from 2015	21500003 for cars from 2015	●
Alhambra II		10/2010	-	06/2012	e20	V-138	V	11,6	2500	100	24,1	→	✂	M	12500005 for cars from 2015	21500003 for cars from 2015	●
Alhambra II		06/2012	-	→	E20	V-156	A	12,5	2500	100	19,6	→		M	12500005 for cars from 2015	21500003 for cars from 2015	●
Alhambra II		06/2012	-	→	E20	V-157	V	12,5	2500	100	22,5	→		M	12500005 for cars from 2015	21500003 for cars from 2015	●
Altea		05/2004	-	2015	e20	S-101	A	8,6	1400	75	15,5	→	✂	M			
Altea		05/2004	-	2015	E20	S-105	V	8,8	1500	85	18,3	→	✂	M			
Altea XL		2006	-	2015	e20	S-101	A	8,6	1400	75	15,5	→	✂	M			
Altea XL		2006	-	2015	E20	S-105	V	8,8	1500	85	18,3	→	✂	M			
Altea Freetrack		2007	-	2015	e20	S-101	A	8,6	1400	75	15,5	→	✂	M			
Altea Freetrack		2007	-	2015	E20	S-105	V	8,8	1500	85	18,3	→	✂	M			
Arona	(KJ7, KJP) (excl. CNG/TGI)	07/2017	-	→	E20	S-119	A	7,8	1300	80	15,8	→		M	12500601	21500601 for cars without preparation, 21500641 for cars with preparation	●
Arona	(KJ7, KJP) (excl. CNG/TGI)	07/2017	-	→	E20	S-120	V	7,8	1300	80	12,7	→		M	12500601	21500601 for cars without preparation, 21500641 for cars with preparation	●
Arosa	3D	1997	-	2005	e20	S-102	A	5,1	850	50	12,5	→	✂				

					ece/ ec	Catalog no									Dedicated wire harness 7 pin	Dedicated wire harness 13 pin	program- ming
Ateca	(KH7)	04/2016	-	→	E20	S-116	A	12,6	2500	140	19,4	→		M	12500601	21500601 for cars without preparation, 21500641 for cars with preparation	●
Ateca	(KH7)	04/2016	-	→	E20	S-117	V	12,6	2500	140	15,0	→		M	12500601	21500601 for cars without preparation, 21500641 for cars with preparation	●
Ateca	(KH7)	04/2016	-	→	E20	S-116	A	12,6	2500	140	19,4	→		M	12500601	21500601 for cars without preparation, 21500641 for cars with preparation	●
Ateca	(KH7)	04/2016	-	→	E20	S-117	V	12,6	2500	140	15,0	→		M	12500601	21500601 for cars without preparation, 21500641 for cars with preparation	●
Cordoba	4D while stocks last	1993	-	01/1996		S-110	A	6,0	1000	50	16,0						
Cordoba	4D	02/1996	-	08/1999	e20	S-112	A	6,7	1200	50	14,3	→	✂				
Cordoba	4D	09/1999	-	12/2002	e20	S-112	A	6,7	1200	50	14,3	→	✂				
Cordoba	4D	01/2003	-	2010	e4	S-115	A	7,0	1200	50	14,2	→	✂	M			
Cordoba	Vario	1997	-	08/1999	e20	S-112	A	6,7	1200	50	14,3	→	✂				
Cordoba	Vario	09/1999	-	12/2002	e20	S-112	A	6,7	1200	50	14,3	→	✂				
Cordoba	Coupe	1996	-	1999	e20	S-112	A	6,7	1200	50	14,3	→	✂				
Exeo	4D	2008	-	2013	E20	S-103	A	10,6	2000	100	18,4	→	✂	M	12210506 for cars from 2009	21210506 for cars from 2009	●
Exeo	4D	2008	-	2013	E20	S-104	V	10,6	2000	100	20,6	→	✂	M	12210506 for cars from 2009	21210506 for cars from 2009	●
Exeo	ST (Estate)	2008	-	2013	E20	S-103	A	10,6	2000	100	18,4	→	✂	M	12210506 for cars from 2009	21210506 for cars from 2009	●
Exeo	ST (Estate)	2008	-	2013	E20	S-104	V	10,6	2000	100	20,6	→	✂	M	12210506 for cars from 2009	21210506 for cars from 2009	●
Ibiza	3/5D while stocks last	1984	-	03/1993		S-140	C	5,9	1000	50	10,8						
Ibiza	3/5D	02/1996	-	08/1999		S-141	A	5,6	1000	50	15,2	→	✂				
Ibiza	3/5D	09/1999	-	03/2002	e20	S-142/1	A	6,1	1000	50	13,7	→	✂				
Ibiza	3/5D	03/2002	-	07/2008	e20	S-146	A	7,0	1200	50	15,2	→	✂				
Ibiza	3/5D (6J) (excl. Couptra)	07/2008	-	05/2015	e4	S-150	A	7,7	1400	75	14,7	→	✂	M	12500551	21500551	●
Ibiza	3/5D (6J) (excl. Couptra)	06/2015	-	2017	e4	S-150	A	7,7	1400	75	14,7	→	✂	M	12500601	21500601	●
Ibiza	3/5D (6J) (excl. Couptra)	07/2008	-	05/2015	e4	S-151	V	7,7	1400	75	16,7	→	✂	M	12500551	21500551	●
Ibiza	3/5D (6J) (excl. Couptra)	06/2015	-	2017	e4	S-151	V	7,7	1400	75	16,7	→	✂	M	12500601	21500601	●
Ibiza	5D (6F)	2017	-		E20	V-158	A	7,5	1300	85	13,0	→		M	12500601	21500601 for cars without preparation 21500641 for cars with preparation	●
Ibiza	5D (6F)	2017	-		E20	V-159	V	7,5	1300	85	15,5	→		M	12500601	21500601 for cars without preparation 21500641 for cars with preparation	●
Ibiza	Estate	2010	-	05/2015	e4	S-150	A	7,7	1400	75	14,7	→	✂	M	12500551	21500551	●
Ibiza	Estate	06/2015	-	2017	e4	S-150	A	7,7	1400	75	14,7	→	✂	M	12500601	21500601	●
Ibiza	Estate	2010	-	05/2015	e4	S-151	V	7,7	1400	75	16,7	→	✂	M	12500551	21500551	●
Ibiza	Estate	06/2015	-	2017	e4	S-151	V	7,7	1400	75	16,7	→	✂	M	12500601	21500601	●
Inca		11/1995	-	2003	E20	S-148	A	6,3	1000	75	16,0						
Leon I	5D	2000	-	2005	e20	S-155	B	8,3	1500	75	16,1	→	✂		16210503		-
Leon II	5D (excl. FR version)	09/2005	-	2012	e20	S-101	A	8,6	1400	75	15,5	→	✂	M	12500559	21500559	●
Leon II	5D (excl. FR version)	09/2005	-	2012	E20	S-105	V	8,8	1500	85	18,3	→	✂	M	12500559	21500559	●










		ece/ ec	Catalog no								Dedicated wire harness 7 pin	Dedicated wire harness 13 pin	program- ming				
Leon III	3D (SC)	11/2012	-	2020	E20	V-062	A	9,9	2000	90	14,3	→	✂	M	12500601	21500601	●
Leon III	3D (SC)	11/2012	-	2020	E20	V-063	V	9,9	2000	90	17,0	→	✂	M	12500601	21500601	●
Leon III	5D	11/2012	-	2020	E20	V-062	A	9,9	2000	90	14,3	→	✂	M	12500601	21500601	●
Leon III	5D	11/2012	-	2020	E20	V-063	V	9,9	2000	90	17,0	→	✂	M	12500601	21500601	●
Leon III	ST (Estate) (excl. FR) (excl. X-Perience)	2013	-	2020	E20	S-158	A	10,0	2000	80	17,4	→	✂	M	12500601	21500601 for cars without preparation 21500641 for cars with preparation	●
Leon III	ST (Estate) (excl. FR) (excl. X-Perience)	2013	-	2020	E20	S-159	V	10,0	2000	80	19,7	→	✂	M	12500601	21500601 for cars without preparation 21500641 for cars with preparation	●
Leon Sportstourer	(Estate) (incl. FR)	03/2020	-	→	E20	S-122	A	10,6	2100	100		→		M	12500601	21500601	●
Leon Sportstourer	(Estate) (incl. FR)	03/2020	-	→	E20	S-123	V	10,6	2100	100		→		M	12500601	21500601	●
Mii	5D (Use only as bicycle carrier)	2012	-	→	E20	V-160	A	5,2	850	50	14,5	→	✂	M			
Mii	5D (Use only as bicycle carrier)	2012	-	→	E20	V-161	H	5,2	850	50	16,1	→	✂	M			
Toledo	4D (Stella)	04/1999	-	2004	e20	V-056	A	8,9	1600	85	16,8	→	✂				
Toledo	4D (Stella)	04/2001	-	2006	e20	V-060/1	V	8,9	1600	75	15,5	→	✂				
Toledo	4D	2005	-	2009	e20	S-101	A	8,9	1400	75	15,5	→	✂	M	12500559	21500559	●

SKODA																	
Citigo	5D (Use only as bicycle carrier)	2012	-	2019	E20	V-160	A	5,2	850	50	14,5	→	✂	M			
Citigo	5D (Use only as bicycle carrier)	2012	-	2019	E20	V-161	H	5,2	850	50	16,1	→	✂	M			
Enyaq iV	(5AC, 5AZ)	10/2020	-	→	E20	S-303	A	9,6	1500	85	18,5	→	✂	M	12500601 for cars from 2021	21500601 for cars from 2020	●
Enyaq iV	(5AC, 5AZ)	10/2020	-	→	E20	S-304	V	9,6	1500	85	15,0	→	✂	M	12500601 for cars from 2020	21500601 for cars from 2020	●
Fabia I	5D	1999	-	03/2007	e20	S-274	A	7,2	1200	50	16,0	→	✂				
Fabia I	5D while stocks last	1999	-	03/2007	E20	S-275/1	V	7,2	1200	50	17,5	→	✂				
Fabia I	4D	2001	-	2007	e20	S-271	B	7,0	1200	50	15,1	→	✂				
Fabia I	Estate	2001	-	2007	e20	S-271	B	7,0	1200	50	15,1	→	✂		16220502		-
Fabia II	5D	04/2007	-	05/2010	e20	S-274	A	7,2	1200	50	16,0	→	✂		12220510	21220510	-
Fabia II	5D	04/2007	-	05/2010	e20	S-274	A	7,2	1200	50	16,0	→	✂		12220510	21220510	-
Fabia II	5D	04/2007	-	05/2010	E20	S-275/1	V	7,2	1200	50	17,5	→	✂		12220510	21220510	-
Fabia II	5D	04/2007	-	05/2010	E20	S-275/1	V	7,2	1200	50	17,5	→	✂		12220510	21220510	-
Fabia II	5D	06/2010	-	2014	e20	S-274	A	7,2	1200	50	16,0	→	✂	M	12500551	21500551	●
Fabia II	5D	06/2010	-	2014	e20	S-274	A	7,2	1200	50	16,0	→	✂	M	12500551	21500551	●
Fabia II	5D	06/2010	-	2014	E20	S-275/1	V	7,2	1200	50	17,5	→	✂	M	12500551	21500551	●
Fabia II	5D	06/2010	-	2014	E20	S-275/1	V	7,2	1200	50	17,5	→	✂	M	12500551	21500551	●
Fabia III	5D (NJ3)	08/2014	-	06/2018	E20	S-276	A	6,8	1200	75	14,9	→	✂	M	12500601	21500601	●
Fabia III	5D (NJ3)	08/2014	-	06/2018	E20	S-277	V	6,8	1200	75	16,6	→	✂	M	12500601	21500601	●
Fabia III	5D (Facelift) (NJ3)	07/2018	-	05/2021	E20	S-295	A	7,2	1200	85	15,6	→	✂	M	12500601	21500601	●
Fabia III	5D (Facelift) (NJ3)	07/2018	-	05/2021	E20	S-296	V	7,2	1200	85	11,4	→	✂	M	12500601	21500601	●
Fabia IV	(PJ3) 5D	06/2021	-	→	E20	S-305	A	7,2	1200	80	13,1	→	✂	M	12500601	21500601	●
Fabia IV	(PJ3) 5D	06/2021	-	→	E20	S-306	V	7,2	1200	80	10,3	→	✂	M	12500601	21500601	●
Fabia III	Estate (Facelift)	2018	-	2022	E20	S-301	A	7,2	1200	75	15,5	→	✂	M	12500601	21500601	●

					ece/ ec	Catalog no									Dedicated wire harness 7 pin	Dedicated wire harness 13 pin	program- ming
Fabia III	Estate (Facelift)	2018	-	2022	E20	S-302	V	7,2	1200	75	11,3	→	✂	M	12500601	21500601	●
Fabia II	Estate	2008	-	05/2010	e20	S-271	B	7,0	1200	50	15,1	→	✂		12220510	21220510	-
Fabia II	Estate	2008	-	05/2010	e20	S-271	B	7,0	1200	50	15,1	→	✂		12220510	21220510	-
Fabia II	Estate	06/2010	-	2014	e20	S-271	B	7,0	1200	50	15,1	→	✂	M	12500551	21500551	●
Fabia II	Estate	06/2010	-	2014	e20	S-271	B	7,0	1200	50	15,1	→	✂	M	12500551	21500551	●
Fabia III	Estate	01/2015	-	06/2018	E20	S-278	A	7,2	1200	75	14,9	→	✂	M	12500601	21500601	●
Fabia III	Estate	01/2015	-	06/2018	E20	S-279	V	7,2	1200	75	19,8	→	✂	M	12500601	21500601	●
Felicia	3/5D	02/1995	-	2001	E20	S-285	B	6,0	1000	50	13,2						
Felicia	Estate	07/1995	-	2001	e20	S-286	B	6,0	1000	50	14,6						
Felicia Pickup		02/1996	-	2001	e20	S-340	A	6,5	1000	50	12,5						
Forman	Estate while stocks last	1991	-	1995		S-290	S	5,3	900	50	11,4						
Kamiq	(NW4)	07/2019	-	→	E20	S-299	A	8,3	1500	90	16,7	→	✂	M	12500601	21500601	●
Kamiq	(NW4)	07/2019	-	→	E20	S-300	V	8,3	1500	90	13,1	→	✂	M	12500601	21500601	●
Kamiq	(NW4)	07/2019	-	→	E20	S-317	W13	8,30	1500	90		→	✂	M			
Karoq	2WD / 4WD	2017	-	→	E20	S-293	A	10,3	2000	100	14,9	→	✂	M	12500601	21500601	●
Karoq	2WD / 4WD	2017	-	→	E20	S-294	V	10,3	2000	100	16,7	→	✂	M	12500601	21500601	●
Karoq	2WD / 4WD	2017	-	→	E20	S-320	W13	10,30	2000	100		→	✂	M			
Kodiaq	2WD / 4WD (incl. AdBlue) (incl. version with smart opener system)	2016	-	→	E20	S-291	A	12,6	2500	120	20,0	→	✂	M	12500601	21500601	●
Kodiaq	2WD / 4WD (incl. AdBlue) (incl. version with smart opener system)	2016	-	→	E20	S-292	V	12,6	2500	120	21,5	→	✂	M	12500601	21500601	●
Kodiaq	2WD / 4WD (incl. AdBlue) (incl. version with smart opener system)	2016	-	→	E20	S-318	W13	12,60	2500	120		→	✂	M			
Octavia I	5D	12/1996	-	2010	e20	V-056	A	8,9	1600	85	16,8	→	✂				
Octavia I	5D	12/1996	-	2010	e20	V-060/1	V	8,9	1600	75	15,5	→	✂				
Octavia I	Estate	1998	-	2010	e20	V-056	A	8,9	1600	85	16,8	→	✂				
Octavia I	Estate	1998	-	2010	e20	V-060/1	V	8,9	1600	75	15,5	→	✂				
Octavia I (4x4)	Estate	2000	-	2005	e20	S-338	B	8,4	1500	60	14,6	→	✂				
Octavia II	5D	06/2004	-	2013	E20	S-341	A	9,3	1800	100	17,1	→	✂	M			
Octavia II	5D	06/2004	-	2013	E20	S-343	V	9,3	1800	100	18,4	→	✂	M			
Octavia III	5D	2013	-	2020	E20	V-062	A	9,9	2000	90	14,3	→	✂	M			
Octavia III	5D	2013	-	2020	E20	V-063	V	9,9	2000	90	17,0	→	✂	M			
Octavia II	Estate (incl. 4x4) (incl. RS)	01/2005	-	2013	e4	S-344	A	9,3	1800	100	17,0	→	✂	M	12220504	21500559	●
Octavia II	Estate (incl. 4x4) (incl. RS)	01/2005	-	2013	e4	S-347/1	V	9,3	1800	100	19,5	→	✂	M	12220504	21500559	●
Octavia III	Estate (excl. RS)	2013	-	2020	E20	V-062	A	9,9	2000	90	14,3	→	✂	M	12500601	21500601	●
Octavia III	Estate (excl. RS)	2013	-	2020	E20	V-063	V	9,9	2000	90	17,0	→	✂	M	12500601	21500601	●
Octavia IV	5D (NX3)	01/2020	-	→	E20	S-350	A	10,3	2000	100	16,4	→	✂	M			
Octavia IV	5D (NX3)	01/2020	-	→	E20	S-351	V	10,3	2000	100	11,8	→	✂	M			
Octavia IV	5D (NX3) (incl. 4WD) (incl. wersja z systemem smart opener)	01/2020	-	→	E20	S-322	W13	10,30	2000	100		→	✂	M			
Octavia IV	(Estate) (NX5)	11/2019	-	→	E20	S-350	A	10,3	2000	100	16,4	→	✂	M	12500601 for cars from 2020	21500601 for cars from 2020	●
Octavia IV	(Estate) (NX5)	11/2019	-	→	E20	S-351	V	10,3	2000	100	11,8	→	✂	M	12500601 for cars from 2020	21500601 for cars from 2020	●
Rapid	5D Liftback	2012	-	05/2015	E20	S-310	A	8,9	1600	75	14,7	→	✂	M	12500551	21500551	●
Rapid	5D Liftback	06/2015	-	2019	E20	S-310	A	8,9	1600	75	14,7	→	✂	M	12500601	21500601	●

					ece/ ec	Catalog no									Dedicated wire harness 7 pin	Dedicated wire harness 13 pin	program- ming
Rapid	5D Liftback	2012	-	05/2015	E20	S-311	V	8,9	1600	75	17,3	→	✂	M	12500551	21500551	●
Rapid	5D Liftback	06/2015	-	2019	E20	S-311	V	8,9	1600	75	17,3	→	✂	M	12500601	21500601	●
Rapid Spaceback	5D Hatchback	2013	-	05/2015	E20	S-312	A	8,9	1600	75	16,5	→	✂	M	12500551	21500551	●
Rapid Spaceback	5D Hatchback	06/2015	-	2019	E20	S-312	A	8,9	1600	75	16,5	→	✂	M	12500601	21500601	●
Rapid Spaceback	5D Hatchback	2013	-	05/2015	E20	S-313	V	8,9	1600	75	17,3	→	✂	M	12500551	21500551	●
Rapid Spaceback	5D Hatchback	06/2015	-	2019	E20	S-313	V	8,9	1600	75	17,3	→	✂	M	12500601	21500601	●
Roomster		2006	-	05/2010	e20	V-056	A	8,9	1600	85	16,8	→	✂		12220510	21220510	-
Roomster		2006	-	05/2010	e20	V-056	A	8,9	1600	85	16,8	→	✂		12220510	21220510	-
Roomster		2006	-	05/2010	e20	V-060/1	V	8,9	1600	75	15,5	→	✂		12220510	21220510	-
Roomster		2006	-	05/2010	e20	V-060/1	V	8,9	1600	75	15,5	→	✂		12220510	21220510	-
Roomster		06/2010	-	2015	e20	V-056	A	8,9	1600	85	16,8	→	✂	M	12500551	21500551	●
Roomster		06/2010	-	2015	e20	V-056	A	8,9	1600	85	16,8	→	✂	M	12500551	21500551	●
Roomster		06/2010	-	2015	e20	V-060/1	V	8,9	1600	75	15,5	→	✂	M	12500551	21500551	●
Roomster		06/2010	-	2015	e20	V-060/1	V	8,9	1600	75	15,5	→	✂	M	12500551	21500551	●
Scala	5D	2018	-	→	E20	S-297	A	8,9	1600	90	17,3	→	✂	M	12500601 for cars from 2019	21500601 for cars from 2019	●
Scala	5D	2018	-	→	E20	S-298	V	8,9	1600	90	13,6	→	✂	M	12500601 for cars from 2019	21500601 for cars from 2019	●
Superb	4D	2001	-	07/2008	E20 e20	S-345	A	8,8	1600	75	17,2	→		M			
Superb II	4/5D	06/2008	-	05/2015	e20	S-348	A	9,9	1800	100	16,5	→	✂	M	12500559	21500559	●
Superb II	4/5D	06/2008	-	05/2015	e20	S-349	V	9,9	1800	100	18,8	→	✂	M	12500559	21500559	●
Superb II	Estate	12/2009	-	05/2015	e20	S-348	A	9,9	1800	100	16,5	→	✂	M	12500559	21500559	●
Superb II	Estate	12/2009	-	05/2015	e20	S-349	V	9,9	1800	100	18,8	→	✂	M	12500559	21500559	●
Superb III	5D (incl. 4WD)	03/2015	-	→	E20	V-148	A	11,3	2200	100	16,2	→	✂	M	12500601	21500601	●
Superb III	5D (incl. 4WD)	03/2015	-	→	E20	V-149	V	11,3	2200	100	19,9	→	✂	M	12500601	21500601	●
Superb III	Estate (incl. 4WD)	03/2015	-	→	E20	V-148	A	11,3	2200	100	16,2	→	✂	M	12500601	21500601	●
Superb III	Estate (incl. 4WD)	03/2015	-	→	E20	V-149	V	11,3	2200	100	19,9	→	✂	M	12500601	21500601	●
Superb III	Estate (incl. 4WD) (incl. Scout) (incl. AdBlue) (incl. version with smart opener)	03/2015	-	→	E20	S-321	W13	11,3	2200	100		→	✂	M			
Yeti	5D (2WD/4WD)	08/2009	-	2018	e20	S-355	A	9,6	1800	80	15,4	→	✂	M	12500559 + additional kit 22270505	21500559 + additional kit 22270505	●
Yeti	5D (2WD/4WD)	08/2009	-	2018	e20	S-356	V	9,6	1800	80	18,3	→	✂	M	12500559 + additional kit 22270505	21500559 + additional kit 22270505	●

SSANGYONG																	
Actyon Sports	(2/4WD)	2008	-	2012	E20	S-458	E	12,3	2300	92	21,8						
Actyon Sports	(2/4WD)	2013	-	2018	E20	S-458	E	12,3	2300	92	21,8			M			
Korando		2010	-	10/2013	E20	S-463	V	11,6	2400	100	20,7			M			
Korando		11/2013	-	2015	E20	S-463	V	11,6	2400	100	20,7			M			
Korando	2WD/4WD	2010	-	10/2013	E20	S-468	A	11,6	2400	100	18,2			M	12320507	21320507	-
Korando	2WD/4WD	2010	-	10/2013	E20	S-469	V	11,6	2400	100	21,0			M	12320507	21320507	-
Korando	2WD/4WD	10/2013	-	2015	E20	S-468	A	11,6	2400	100	18,2			M	12320510	21320510	-
Korando	2WD/4WD	10/2013	-	2015	E20	S-469	V	11,6	2400	100	21,0			M	12320510	21320510	-
Korando	2WD/4WD	2015	-	2019	E20	S-468	A	11,6	2400	100	18,2			M	12320510	21320510	-






















					ece/ ec	Catalog no								Dedicated wire harness 7 pin	Dedicated wire harness 13 pin	program- ming
Korando	2WD/4WD	2015	-	2019	E20	S-469	V	11,6	2400	100	21,0		M	12320510	21320510	-
Korando	(CW) 2WD/4WD (incl. AdBlue)	2019	-	→	E20	S-482	A	11,6	2100	120	21,65	→	M			
Korando	(CW) 2WD/4WD (incl. AdBlue)	2019	-	→	E20	S-483	V	11,6	2100	120	17,1	→	M			
Kyron		2006	-	2014	e4	S-452	A	11,9	2300	100	26,5	→				
Kyron		2006	-	2014	e4	S-453	V	11,9	2300	100	28,5	→				
Rexton	(excl. version with parking sensors)	07/2006	-	04/2013	e20 E20	S-460	A	15,2	3500	140	20,5	→				
Rexton	(excl. version with parking sensors)	07/2006	-	04/2013	e20 E20	S-461	V	15,2	3500	140	22,7	→				
Rexton		2014	-	2017	E20	S-466	A	15,2	3500	140	20,3	→	M			
Rexton		2014	-	2017	E20	S-467	V	15,2	3500	140	22,3	→	M			
Rexton II	SUV 2WD / 4WD (also version with automatic opening of tailgate) (excl. version with a full-size spare wheel) (excl. version with AdBlue)	2017	-	2020	E20	S-470	A	15,9	3500	140	20,5	→	M			
Rexton II	SUV 2WD / 4WD (also version with automatic opening of tailgate) (excl. version with a full-size spare wheel) (excl. version with AdBlue)	2017	-	2020	E20	S-471	V	15,9	3500	140	22,3	→	M			
Rexton II	SUV 2WD / 4WD (also version with automatic opening of tailgate) (excl. version with a full-size spare wheel) (excl. version with AdBlue)	2017	-	2020	E20	S-474	ZK-4	15,9	3500	140	24,8	→	M			
Rexton II	SUV 2WD / 4WD (incl.version with AdBlue) (also version with automatic opening of tailgate) (excl. version with a full-size spare wheel)	2017	-	2020	E20	S-485	A	15,9	3500	140	20,8	→	M			
Rexton II	SUV 2WD / 4WD (incl.version with AdBlue) (also version with automatic opening of tailgate) (excl. version with a full-size spare wheel)	2017	-	2020	E20	S-486	V	15,9	3500	140	17,3	→	M			
Rexton II	SUV 2WD / 4WD (incl.version with AdBlue) (also version with automatic opening of tailgate) (excl. version with a full-size spare wheel)	2017	-	2020	E20	S-487	ZK-4	15,9	3500	140	22	→	M			
Rexton II	SUV (facelift) 2WD / 4WD (incl.version with AdBlue) (also version with automatic opening of tailgate) (excl. version with a full-size spare wheel)	2021	-	→	E20	S-489	A	15,9	3500	150	20,8	→	M			
Rexton II	SUV (facelift) 2WD / 4WD (incl.version with AdBlue) (also version with automatic opening of tailgate) (excl. version with a full-size spare wheel)	2021	-	→	E20	S-490	V	15,9	3500	150	17,8	→	M			
Rexton Sports (Musso)	Pickup 2WD / 4WD	2017	-	→	E20	S-475	A	15,9	3500	140	21,8	→	M			
Rexton Sports (Musso)	Pickup 2WD / 4WD	2017	-	→	E20	S-476	V	15,9	3500	140	23,8	→	M			
Rexton Sports (Musso)	Pickup 2WD / 4WD	2017	-	→	E20	S-477	ZK-4	15,9	3500	140	26,2	→	M			
Rexton Sports Long (Musso Grand)	Pickup 2WD / 4WD	2019	-	→	E20	S-480	A	16,5	3500	140	29,3		M			
Rexton Sports Long (Musso Grand)	Pickup 2WD / 4WD	2019	-	→	E20	S-481	V	16,5	3500	140	24,7		M			
Rodius I	2WD / 4WD	2004	-	2013	E20	S-478	A	14,3	2850	140	17,5	→	M			
Rodius I	2WD / 4WD	2004	-	2013	E20	S-479	V	14,3	2850	140	20,0	→	M			
Rodius II	2WD / 4WD	2013	-	→	E20	S-478	A	14,3	2850	140	17,5	→	M		26320509	-







			ece/ ec	Catalog no									Dedicated wire harness 7 pin	Dedicated wire harness 13 pin	program- ming
Rodius II	2WD / 4WD	2013 - →	E20	S-479	V	14,3	2850	140	20,0	→	✂	M		26320509	-
Tivoli	excl. 4WD	2015 - 2019	E20	S-464	A	8,5	1500	75	21,1			M			
Tivoli	excl. 4WD	2015 - 2019	E20	S-465	H	8,5	1500	75	21,1			M			
Tivoli II	2WD/4WD (incl. AdBlue)	2019 - 2023	E20	S-484	V	10,5	2000	90	17,3	→		M	21320519	-	
Tivoli II	Facelift 2WD/4WD	2023 - →	E20	S-484	V	10,5	2000	90	17,3	→		M			
Tivoli II	Facelift 2WD/4WD	2023 - →	E20	S-496	A	10,5	2000	90		→		M			
Tivoli Grand	2WD	2021 - 06/2023	E20	S-488	H	8,6	1500	85	13,5			M	21320519	-	
Tivoli Grand	2WD	2021 - 06/2023	E20	S-495	H	8,6	1500	85				M			
Tivoli Grand	2WD (facelift)	06/2023 - →	E20	S-495	H	8,6	1500	85				M			
Torres	4WD	2022 - →	E20	S-492	A	10,6	2000	120		→		M	21320519	-	
Torres	4WD	2022 - →	E20	S-493	V	10,6	2000	120		→	✂	M	21320519	-	
XLV	2WD	2016 - 2021	E20	S-472	A	8,9	1600	90	16,7			M			
XLV	2WD	2016 - 2021	E20	S-473	V	8,9	1600	90	18,4			M			
XLV	2WD	2016 - 2021	E20	S-488	H	8,6	1500	85	13,5			M			































SUBARU																
Forester	(SF) / (SG) (excl. 2.0 S-Turbo) (for models with level control)	1997 - 2008	e20	S-360	A	10	2000	75	16,5				16230001 for cars from 1998	26230001 for cars from 1998	-	
Forester	(SF) / (SG) (excl. 2.0 S-Turbo) (for models with level control)	1997 - 2008	e20	S-361	H	10	2000	75	21,1				16230001 for cars from 1998	26230001 for cars from 1998	-	
Forester	(SH)	2008 - 2013	e20	S-364	A	10	2000	80	16,5	→	✂			26230510	-	
Forester	(SH)	2008 - 2013	e20	S-365	V	10	2000	80	18,7	→	✂			26230510	-	
Forester	(SJ)	2013 - 2018	E20	S-370	A	10,5	2150	90	22,8	→	✂	M	16230522	26230522	-	
Forester	(SJ)	2013 - 2018	E20	S-371	V	10,5	2150	90	25,4	→	✂	M	16230522	26230522	-	
Forester	(SK)	04/2018 - →	E20	S-430	A	10,5	2100	100	19,8	→	✂	M	16230530 for cars from 2019	26230530 for cars from 2019	-	
Forester	(SK)	04/2018 - →	E20	S-431	V	10,5	2100	100	15,6	→	✂	M	16230530 for cars from 2019	26230530 for cars from 2019	-	
Impreza	(5D) (GH) (excl. WRX)	2007 - 2012	E20	S-372	A	8,7	1600	75	14,3	→	✂					
Impreza	(5D) (GH) (excl. WRX)	2007 - 2012	E20	S-373	V	8,7	1600	75	17,5	→	✂					
Legacy	Outback (BE/BH)	11/1998 - 2004	E20	S-395	A	10,5	1800	75	16,2	→	✂					
Legacy	Outback (BE/BH)	11/1998 - 2004	E20	S-396	H	10,5	1800	75	18,3	→	✂					
Legacy	Outback / Estate (BL/BP)	09/2003 - 09/2009	e20	S-362	A	10,1	2000	85	23,5	→	✂			26230500	-	
Legacy	Outback / Estate (BL/BP)	09/2003 - 09/2009	e20	S-363	H	10,1	2000	85	24,0	→	✂			26230500	-	
Legacy	Outback	2009 - 2015	E20	S-368	A	10,1	2000	85	18,9	→	✂					
Legacy	Outback	2009 - 2015	E20	S-369	V	10,1	2000	85	24,8	→	✂					
Legacy V	4D	09/2009 - 2014	e4	S-366	A	9,8	1800	80	19,7	→	✂					
Legacy V	4D	09/2009 - 2014	e4	S-367	V	9,8	1800	80	22,5	→	✂					
Legacy V	Estate	2009 - 2014	E20	S-416	A	9,8	1800	80	19,8	→	✂	M	16230511	26230511	-	
Legacy V	Estate	2009 - 2014	E20	S-417	V	9,8	1800	80	24,6	→	✂	M	16230511	26230511	-	
Levorg I		2015 - 2021	E20	S-414	A	8,8	1500	90	20,3	→	✂	M	16230526	26230526	-	
Levorg I		2015 - 2021	E20	S-415	V	8,8	1500	90	22,3	→	✂	M	16230526	26230526	-	
Outback	(BS)	2015 - 2020	E20	S-387	A	10,6	2000	90	23,1	→	✂	M	16230511	26230511	-	
Outback	(BS)	2015 - 2020	E20	S-388	V	10,6	2000	90	24,4	→	✂	M	16230511	26230511	-	











					ece/ ec	Catalog no		D (kg)	R (kg)	S (kg)					Dedicated wire harness 7 pin	Dedicated wire harness 13 pin	program- ming
Outback	(BT)	07/2020	-	→	E20	S-435	A	10,8	2000	130		→		M	12230535 for cars from 04/2021	21230535 for cars from 04/2021	-
Outback	(BT)	07/2020	-	→	E20	S-436	V	10,8	2000	130		→		M	12230535 for cars from 04/2021	21230535 for cars from 04/2021	-
Solterra	2WD/4WD	2022	-	→	E20	T-242	A	6,5	830	80		→		M		21500709	-
Solterra	2WD/4WD	2022	-	→	E20	T-243	V	6,5	830	80		→		M		21500709	-
Trezia		2011	-	→	E20	T-212	A	5,9	900	50	17,2			M			
Trezia		2011	-	→	E20	T-213	V	5,9	900	50	19,9			M			
Tribeca	4WD	2005	-	2014	E20	S-422	A	11,1	2000	100	20,9	→		M			
Tribeca	4WD	2005	-	2014	E20	S-423	V	11,1	2000	100	22,6	→		M			
XV I		2012	-	2017	E20	S-397	A	9,0	1600	75	18,9	→		M	16230530	26230530	-
XV I		2012	-	2017	E20	S-398	V	9,0	1600	75	20,8	→		M	16230530	26230530	-
XV II		04/2017	-	→	E20	S-426	A	9,2	1700	100	18,4	→		M	16230530	26230530	-
XV II		04/2017	-	→	E20	S-427	V	9,2	1700	100	14,1	→		M	16230530	26230530	-











SUZUKI																	
Alto VII	(GF)	2009	-	2014	E20	S-376	A	4,2	600	50	11,1	→					
Alto VII	(GF)	2009	-	2014	E20	S-377	H	4,2	600	50	13,4	→					
Baleno II	5D (FW, EW)	2016	-	2022	E20	S-378	A	6,4	1100	75	15,7	→		M	16240525		-
Baleno II	5D (FW, EW)	2016	-	2022	E20	S-379	H	6,4	1100	75	18,8	→		M	16240525		-
Celerio II	5D (LF)	2014	-	2021	E20	S-380	A	3,3	450	40	10,8	→		M			
Celerio II	5D (LF)	2014	-	2021	E20	S-381	H	3,3	450	40	12,5	→		M			
Ignis II	(MH) (incl. 4x4) (excl. Sport)	2003	-	2006	E20	S-408	A	5,4	800	50	21,3						
Ignis II	(MH) (incl. 4x4) (excl. Sport) while stocks last	2003	-	2006	E20	S-409	H	5,4	800	50	22,8						
Ignis III	(MF) 5D (2WD)	2016	-	→	E20	S-420	A	6,4	1100	70	15,2			M			
Ignis III	(MF) 5D (2WD)	2016	-	→	E20	S-421	H	6,4	1100	70	10,4			M			
Ignis III	(MF) Allgrip (4WD)	10/2016		06/2020	E20	S-432	A	6,0	1100	75	15,6			M			
Ignis III	(MF) Allgrip (4WD)	10/2016		06/2020	E20	S-433	H	6,0	1100	75	11,1			M			
Jimny	(SN)	01/1998	-	2018	E20	S-410	A	7,3	1400	85	15,7	→					
Jimny	(SN)	01/1998	-	2018	E20	S-411	H	7,3	1400	85	15,1	→					
Jimny	(A6G)	07/2018	-	→	E20	S-428	A	7,4	1500	90	16,0	→		M			
Jimny	(A6G)	07/2018	-	→	E20	S-429	H	7,4	1500	90	11,8	→		M			
Kizashi	4D	2010	-	→	E20	S-391	A	9,3	1700	75	17,3	→					
Kizashi	4D	2010	-	→	E20	S-392	V	9,3	1700	75	19,9	→					
Liana	5D	2001	-	2007	E20	S-393	A	6,9	1200	75	15,9	→					
Liana	5D while stocks last	2001	-	2007	E20	S-394	H	6,9	1200	75	19,4	→					
Splash	(EX) only 1,2 I	2008	-	→	E20	S-374	A	4,3	600	50	14,3						
Splash	(EX) only 1,2 I	2008	-	→	E20	S-375	H	4,3	600	50	16,3						
Swift	3/5D (excl. 4WD)	04/2005	-	09/2010	E20	S-383	A	6,4	1100	60	15,5	→			16240510	26240510	-
Swift	3/5D (excl. 4WD)	04/2005	-	09/2010	E20	S-384	H	6,4	1100	60	18,0	→			16240510	26240510	-
Swift	(incl. Sport)	10/2010	-	2017	e20	S-385	A	6,0	1000	60	17,2	→					
Swift	(incl. Sport)	10/2010	-	2017	e20	S-386	H	6,0	1000	60	19,2	→					
Swift	5D (AZ)	2017	-	→	E20	S-418	A	6,3	1100	75	14,4	→		M			
Swift	5D (AZ)	2017	-	→	E20	S-419	H	6,3	1100	75	17,5	→		M			
SX4	5D 2WD/4WD	2006	-	2013	e4	F-143	A	7,3	1350	75	21,1	→			16500519		-











					ece/ ec	Catalog no									Dedicated wire harness 7 pin	Dedicated wire harness 13 pin	program- ming
SX4	5D 2WD/4WD	2006	-	2013	E20	F-144	H	7,3	1350	75	23,1	→			16500519		-
SX4 S-Cross		2013	-	2021	E20	S-389	A	8,4	1500	75	18,2	→		M	12240521	21240521	-
SX4 S-Cross		2013	-	2021	E20	S-390	H	8,4	1500	75	20,9	→		M	12240521	21240521	-
Vitara	5D 2WD/4WD	2015	-	2018	E20	S-389	A	8,4	1500	75	18,2	→		M		21240524	-
Vitara	5D 2WD/4WD	2015	-	2018	E20	S-390	H	8,4	1500	75	20,9	→		M		21240524	-
Vitara	5D 2WD/4WD	2015	-	2018	E20	S-406	V	8,4	1500	75	20,9	→		M		21240524	-
Vitara	5D 2WD/4WD face lift	2018	-	→	E20	S-389	A	8,4	1500	75	18,2	→		M		21240533	-
Vitara	5D 2WD/4WD face lift	2018	-	→	E20	S-390	H	8,4	1500	75	20,9	→		M		21240533	-
Vitara	5D 2WD/4WD face lift	2018	-	→	E20	S-406	V	8,4	1500	75	20,9	→		M		21240533	-
Vitara Grand		1998	-	08/2005	e20	S-401	A	9,8	1900	75	21,7						
Vitara Grand	5D (for vehicles with spare wheel on tailgate)	2005	-	2015	e20	S-403	A	10,5	2000	85	19,0				16240510	26240510	-
Vitara Grand	5D (for vehicles with spare wheel on tailgate)	2005	-	2015	e20	S-404	H	10,5	2000	85	21,1				16240510	26240510	-
Vitara Grand	5D (for vehicles without spare wheel on tailgate)	2010	-	2015	E20	S-412	A	10,5	2000	85	19,4				16240510	26240510	-
Vitara Grand	5D (for vehicles without spare wheel on tailgate)	2010	-	2015	E20	S-413	H	10,5	2000	85	21,1				16240510	26240510	-
Wagon R+		04/2000	-	09/2002	e20	S-405	A	5,7	700	30	18,2						
Wagon R+	(2+4WD)	10/2002	-	2008	e20	S-407	A	5,7	800	65	18,7						

TOYOTA																	
Auris	3/5D	2007	-	09/2012	e20	T-090	A	8,7	1600	65	17,9						
Auris	3/5D	2007	-	09/2012	E20	T-091	H	8,7	1600	65	16,2						
Auris	5D	10/2012	-	2015	E20	T-092	A	8,8	1600	75	16,2			M			
Auris	5D	10/2012	-	2015	E20	T-093	H	8,8	1600	75	18,4			M			
Auris	5D	2016	-	2019	E20	T-092	A	8,8	1600	75	16,2			M			
Auris	5D	2016	-	2019	E20	T-093	H	8,8	1600	75	18,4			M			
Auris Hybrid	5D	2013	-	2019	E20	T-130	A	4,5	600	55	18,4	→		M			
Auris Hybrid	5D	2013	-	2019	E20	T-131	H	4,5	600	55	20,6	→		M			
Auris	Touring Sports (Estate)	2013	-	2019	e20	T-096	A	10,0	1800	80	18,8			M	12250538	21250538	-
Auris	Touring Sports (Estate)	2013	-	2019	e20	T-097	V	10,0	1800	80	20,9			M	12250538	21250538	-
Auris Hybrid	Touring Sports (Estate)	2013	-	2019	E20	T-108	A	3,3	385	55	16,2			M			
Auris Hybrid	Touring Sports (Estate)	2013	-	2019	E20	T-109	H	3,3	385	55	18,4			M			
Avensis	4/5D (T22)	1997	-	04/2003	E20	T-100	A	8,3	1550	75	12,6	→					
Avensis	4/5D (T25)	04/2003	-	2009	e20	T-104	A	8,6	1550	75	18,4						
Avensis	4/5D (T25)	04/2003	-	2009	E20	T-105	H	8,6	1550	75	20,0						
Avensis	Estate (T25)	04/2003	-	2009	e20	T-102	A	8,6	1550	75	14,5				16250505 for cars from 2008		-
Avensis	Estate (T25)	04/2003	-	2009	E20	T-103	H	8,6	1550	75	14,5				16250505 for cars from 2008		-
Avensis	4D (T27)	2009	-	2018	e20	T-096	A	10,0	1800	80	18,8	→		M	16250521 for cars from 05/2015	26250521 for cars till 05/2015	-
Avensis	4D (T27)	2009	-	2018	e20	T-097	V	10,0	1800	80	20,9	→		M	16250521 for cars from 05/2015	26250521 for cars till 05/2015	-
Avensis	Estate (T27)	2009	-	2018	e20	T-098	A	10,0	1800	80	19,3	→		M	16250521 for cars from 05/2015	26250521 for cars till 05/2015	-
Avensis	Estate (T27)	2009	-	2018	e20	T-099	V	10,0	1800	80	21,6	→		M	16250521 for cars from 05/2015	26250521 for cars till 05/2015	-
Avensis Verso		2001	-	2006	E20	T-094	A	9,7	1750	75	16,2	→			16250507		-
Avensis Verso	while stocks last	2001	-	2006	E20	T-095	H	9,7	1750	75	19,7	→			16250507		-
Aygo	(Use only as bicycle carrier)	2005	-	2014	E20	C-008	A	3,5	500	75	14,7			M			
Aygo	(Use only as bicycle carrier)	2005	-	2014	E20	C-009	H	3,5	500	75	16,5			M			












































		ece/ ec	Catalog no									Dedicated wire harness 7 pin	Dedicated wire harness 13 pin	program- ming			
bZ4X	2WD/4WD	2022	-	→	E20	T-242	A	6,5	830	80		→		M		21500709	-
bZ4X	2WD/4WD	2022	-	→	E20	T-243	V	6,5	830	80		→		M		21500709	-
C-HR	5D incl. Hybrid	2016	-	2019	E20	T-132	A	8,7	1500	80	18,8	→		M	12250549	21250549	-
C-HR	5D incl. Hybrid	2016	-	2019	E20	T-133	V	8,7	1500	80	20,7	→		M	12250549	21250549	-
C-HR	5D incl. Hybrid	2019	-	→	E20	T-132	A	8,7	1500	80	18,8	→		M		21250559, for cars after 11/2023 use 21250573	-
C-HR	5D incl. Hybrid	2019	-	→	E20	T-133	V	8,7	1500	80	20,7	→		M		21250559, for cars after 11/2023 use 21250573	-
Camry	4D (US version)	2006	-	2011	e20	T-106	A	9,8	1800	80	18,1	→		M			
Corolla	4/5D (E11)	07/1997	-	07/2002	e20	T-116	B	7,0	1200	75	13,1						
Corolla	3/5D (E12)	01/2002	-	2007	e20	T-126	A	7,9	1350	55	13,6	→					
Corolla	(E21) 5D (incl. Hybrid)	10/2018	-	→	E20	T-136	A	9,6	1800	90	17,6	→		M			
Corolla	(E21) 5D (incl. Hybrid)	10/2018	-	→	E20	T-137	V	9,6	1800	90	14,7	→		M			
Corolla	4D (E12)	07/2002	-	2007	e20	T-120	A	8,0	1350	60	12,4						
Corolla	4D (E15)	2007	-	2010	e20	T-096	A	10,0	1800	80	18,8	→					
Corolla	4D (E15)	2007	-	2010	e20	T-097	V	10,0	1800	80	20,9	→					
Corolla	4D (E18)	2013	-	2019	E20	T-128	A	10,0	1800	80	18,5	→		M			
Corolla	4D (E18)	2013	-	2019	E20	T-129	V	10,0	1800	80	20,7	→		M			
Corolla	(E21) 4D (incl. Hybrid)	01/2019	-	→	E20	T-138	A	9,6	1800	90	18,1	→		M			
Corolla	(E21) 4D (incl. Hybrid)	01/2019	-	→	E20	T-139	V	9,6	1800	90	14,4	→		M			
Corolla	Estate (E12)	01/2002	-	2007	E20	T-122	B	7,9	1300	55	17,8	→					
Corolla	(E21) (Touring Sports / Estate) (incl. Hybrid) (incl. version with smart opener)	02/2019	-	→	E20	T-134	A	9,6	1800	90	17,8	→		M	12250538 for cars till 2022	21250538 for cars till 2022	-
Corolla	(E21) (Touring Sports / Estate) (incl. Hybrid) (incl. version with smart opener)	02/2019	-	→	E20	T-135	V	9,6	1800	90	14,4	→		M	12250538 for cars till 2022	21250538 for cars till 2022	-
Corolla Cross	(incl. Hybrid) (incl. 4WD)	07/2020	-	→	E20	T-239	A	6,5	950	75		→		M		26250570 for cars after 11/22	-
Corolla Cross	(incl. Hybrid) (incl. 4WD)	07/2020	-	→	E20	T-240	V	6,5	950	75		→		M		26250570 for cars after 11/22	-
Corolla Verso		04/2004	-	2009	E20	T-124	A	8,6	1450	60	18,0	→					
Corolla Verso		04/2004	-	2009	E20	T-125	H	8,6	1450	60	18,0	→					
Hiace	Van	10/1995	-	2012	e20	T-140/1	E	11,9	2000	80	19,7						
Highlander II Hybrid	american version	2008	-	2011	E20	T-141	A	12,3	2200	120	22,5	→		M			
Highlander II Hybrid	american version	2008	-	2011	E20	T-142	H	12,3	2200	120	25,2	→		M			
Highlander II	american version	2011	-	2014	E20	T-141	A	12,3	2200	120	22,5	→		M			
Highlander II	american version	2011	-	2014	E20	T-142	H	12,3	2200	120	25,2	→		M			
Highlander III	american version	2014	-	→	E20	T-143	A	12,5	2200	120	29,8	→		M			
Highlander III	american version	2014	-	→	E20	T-144	V	12,5	2200	120	32,3	→		M			
Highlander IV	(GSU7_, AXUH7_) Hybrid (excl. version with a full-size spare wheel)	12/2019	-	→	E20	T-156	A	12,5	2400	120	25,0	→		M			
Highlander IV	(GSU7_, AXUH7_) Hybrid (excl. version with a full-size spare wheel)	12/2019	-	→	E20	T-157	V	12,5	2400	120	20,9	→		M			
Hilux		1998	-	2005	e4	T-145	E	12,2	2450	90	27,2	→					
Hilux	Pickup (2WD)	2005	-	→	E20	T-146	A	13,8	2800	120	23,8	→				26250518	-











					ece/ ec	Catalog no									Dedicated wire harness 7 pin	Dedicated wire harness 13 pin	program- ming
Hilux	Pickup (4WD) double cab, bumper with step, without carry bar	2005	-	2010	E20	T-147	A	13,8	2800	120	24,7	→				26250518	-
Hilux	Pickup (4WD) double cab, bumper with step and carry bar	2005	-	2010	e20	T-148	E	13,8	2800	120	14,2					26250518	-
Hilux	Pickup (4WD) double cab, bumper with step and carry bar	10/2010	-	2015	E20	T-150	E	13,8	2800	120	14,0					26250518	-
Hilux	Pickup (4WD) double cab, bumper with step without carry bar	2016	-	→	E20	T-151	A	16,5	3500	140	26,0	→		M	16250545	26250545	-
Hilux	Pickup (4WD) double cab, bumper with step without carry bar	2016	-	→	E20	T-152	V	16,5	3500	140	27,3	→		M	16250545	26250545	-
Hilux	Pickup (4WD) double cab, bumper with step without carry bar USA standard tap. ZK- (ISO50) ball assembly in set	2016	-	→	E20	T-153	ZK-4	16,5	3500	200	24,9	→		M	16250545	26250545	-
Hilux	Pickup (4WD) (double cab, bumper with step without carry bar)	2016	-	→	E20	T-159	E	16,50	3500	140		→	✂	M			
Land Cruiser	5D (J9)	04/1996	-	12/2002	E20	T-160	E	14,7	3500	140	26,4						
Land Cruiser	(J100)	1998	-	2002	e20	T-161	E	16,6	3500	140	29,9						
Land Cruiser	3D (J125)	2003	-	2009	e20	T-163	A	16,3	3500	140	5,0	→	✂				
Land Cruiser	3D (J125)	2003	-	2009	e4	T-165	E	16,3	2800	115	10,1	→	✂				
Land Cruiser	5D (J120)	2003	-	2009	e4	T-166	E	16,3	2800	115	18,5	→	✂				
Land Cruiser	5D (J120)	2003	-	2009	e20	T-167	A	16,3	3500	140	15,3	→	✂				
Land Cruiser	(J150)	11/2009	-	→	E20 e20	T-168	A	15,0	3000	120	13,2	→	✂	M	12250533	21250533	-
Land Cruiser	(J150)	11/2009	-	→	E20 e20	T-169	V	15,0	3000	120	15,0	→	✂	M	12250533	21250533	-
Land Cruiser	(J150)	11/2009	-	→	E20	T-174	E	15,90	3500	140		→	✂	M	21250533	21250533	-
Land Cruiser	V8 (J200)	2008	-	→	e4	T-170	A	17,0	3500	140	9,9	→	✂	M	12250527	21250527	-
Land Cruiser	V8 (J200)	2008	-	→	E20	T-172	V	17,0	3500	140	12,4	→	✂	M	12250527	21250527	-
Prius	(_W5_) 5D liftback Hybrid (excl. Prime)	09/2015	-	12/2022	E20	T-178	A	6,1	910	75	15,2	→	✂	M			
Prius	(_W5_) 5D liftback Hybrid (excl. Prime)	09/2015	-	12/2022	E20	T-179	V	6,1	910	75	11,9	→	✂	M			
ProAce I	(incl. Long L2) (excl. version with height control suspension)	2013	-	2016	e4	F-148	A	12,0	2000	80	16,5	→	✂	M	12500558	21500558	●
ProAce I	(incl. Long L2) (excl. version with height control suspension)	2013	-	2016	e4	F-149	H	12,0	2000	80	18,0	→	✂	M	12500558	21500558	●
ProAce II	(L1/XS/Compact) (L2/M/Standard) (L3/XL/Long)	02/2016	-	→	E20	T-183	A	13,6	2500	120	22,9	→		M			
ProAce II	(L1/XS/Compact) (L2/M/Standard) (L3/XL/Long)	02/2016	-	→	E20	T-184	V	13,6	2500	120	25,3	→		M			
ProAce Verso	(L1/XS/Compact) (L2/M/Standard) (L3/XL/Long)	2016	-	→	E20	T-183	A	13,6	2500	120	22,9	→		M	12500626	21500626	●
ProAce Verso	(L1/XS/Compact) (L2/M/Standard) (L3/XL/Long)	2016	-	→	E20	T-184	V	13,6	2500	120	25,3	→		M	12500626	21500626	●
ProAce City	(length 4403 mm)	2019	-	→	E20	C-023	A	9,3	1600	85	20,4			M	12500637	21500637	●
ProAce City	(length 4403 mm)	2019	-	→	E20	C-024	H	9,3	1600	85	22,0			M	12500637	21500637	●
ProAce City	(length 4403 mm)	2019	-	→	E20	O-158	V	9,3	1600	85	17,2			M	12500637	21500637	●
ProAce City Verso	(length 4403 mm)	2019	-	→	E20	C-023	A	9,3	1600	85	20,4			M	12500637	21500637	●
ProAce City Verso	(length 4403 mm)	2019	-	→	E20	C-024	H	9,3	1600	85	22,0			M	12500637	21500637	●
ProAce City Verso	(length 4403 mm)	2019	-	→	E20	O-158	V	9,3	1600	85	17,2			M	12500637	21500637	●
ProAce City	(length 4753 mm)	2019	-	→	E20	C-059	A	9,3	1600	85	21,4			M	12500637	21500637	●

					ece/ ec	Catalog no									Dedicated wire harness 7 pin	Dedicated wire harness 13 pin	program- ming
ProAce City	(lenght 4753 mm)	2019	-	→	E20	C-060	H	9,3	1600	85	22,6			M	12500637	21500637	●
ProAce City Verso	(lenght 4753 mm)	2019	-	→	E20	C-059	A	9,3	1600	85	21,4			M	12500637	21500637	●
ProAce City Verso	(lenght 4753 mm)	2019	-	→	E20	C-060	H	9,3	1600	85	22,6			M	12500637	21500637	●
RAV - 4 I	(Not suitable for mounting the bicycle carrier)	06/1994	-	05/2000	e4	T-185	E	8,8	1750	75	18,0						
RAV - 4 II	3/5D (Not suitable for mounting the bicycle carrier)	06/2000	-	2006	e20	T-186	A	9,8	2000	80	13,2				16250503		-
RAV - 4 II	3/5D (Not suitable for mounting the bicycle carrier)	06/2000	-	2006	e20	T-187	H	9,8	2000	80	15,2				16250503		-
RAV - 4 III	with spare wheel on the door	2006	-	2013	e20	T-188	A	10,4	2000	90	22,1	→			16250519	26250519	-
RAV - 4 III	with spare wheel on the door	2006	-	2013	e20	T-189	H	10,4	2000	90	23,8	→			16250519	26250519	-
RAV - 4 III	without spare wheel on the door	2006	-	2013	e20	T-190	A	10,4	2000	90	21,8	→			16250519	26250519	-
RAV - 4 III	without spare wheel on the door	2006	-	2013	e20	T-191	H	10,4	2000	90	23,5	→			16250519	26250519	-
RAV - 4	american version	2006	-	2012	e20	T-192	A	10,4	2000	90	22,6	→		M	16250519	26250519	-
RAV - 4	american version	2006	-	2012	e20	T-193	H	10,4	2000	90	24,1	→	✂	M	16250519	26250519	-
RAV - 4 IV	without spare wheel on the door	2013	-	2015	E20	T-194	A	10,9	2200	90	29,3	→	✂	M	16250539	26250539	-
RAV - 4 IV	without spare wheel on the door	2013	-	2015	E20	T-195	H	10,9	2200	90	31,1	→	✂	M	16250539	26250539	-
RAV - 4 IV	without spare wheel on the door	2013	-	2015	E20	T-196	V	10,9	2000	90	30,7	→	✂	M	16250539	26250539	-
RAV - 4 IV	without spare wheel on the door (incl. Hybrid) (excl. version with smart opener)	2016	-	11/2018	E20	T-194	A	10,9	2200	90	29,3	→	✂	M	16250539	26250539	-
RAV - 4 IV	without spare wheel on the door (incl. Hybrid) (excl. version with smart opener)	2016	-	11/2018	E20	T-195	H	10,9	2200	90	31,1	→	✂	M	16250539	26250539	-
RAV - 4 IV	without spare wheel on the door (incl. Hybrid) (excl. version with smart opener)	2016	-	11/2018	E20	T-196	V	10,9	2000	90	30,7	→	✂	M	16250539	26250539	-
RAV - 4 V	(incl. Hybrid) (incl. version with smart opener)	12/2018	-	→	E20	T-197	A	10,9	2100	100	25,1	→	✂	M	16500675	26500675	-
RAV - 4 V	(incl. Hybrid) (incl. version with smart opener)	12/2018	-	→	E20	T-198	V	10,9	2100	100	23,9	→	✂	M	16500675	26500675	-
Sienna III	american version (incl. 4x4)	2011	-	2020	E20	T-204	A	11,0	1800	75	23,5	→		M			
Sienna III	american version (incl. 4x4)	2011	-	2020	E20	T-205	H	11,0	1800	75	26,7	→		M			
Urban Cruiser	(2WD)	2009	-	→	E20	T-206	A	6,1	980	50	16,9				16250525	26250525	-
Urban Cruiser	(2WD) while stocks last	2009	-	→	E20	T-207	V	6,1	980	50	19,8				16250525	26250525	-
Urban Cruiser	(4WD)	2009		2014	E20	T-208	A	6,2	980	60	14,8				16250525	26250525	-
Urban Cruiser	(4WD)	2009		2014	E20	T-209	H	6,2	980	60	12,8				16250525	26250525	-
Verso	(5D)	03/2009	-	08/2018	e20	T-210	A	9,0	1500	60	19,7	→		M			
Verso	(5D)	03/2009	-	08/2018	e20	T-211	H	9,0	1500	60	22,6	→		M			
Verso S		2010	-	2016	E20	T-212	A	5,9	900	50	17,2		✂	M			
Verso S		2010	-	2016	E20	T-213	V	5,9	900	50	19,9		✂	M			
Yaris	3/5D	1999	-	2005	e20	T-220	B	6,0	1000	50	12,7						
Yaris	3/5D	2006	-	10/2011	e4	T-224	A	6,9	1300	55	17,5				16250517		-
Yaris	3/5D (P13)	10/2011	-	07/2014	e20	T-227	A	6,7	1150	50	18,5		✂	M			
Yaris	3/5D (P13) while stocks last	10/2011	-	07/2014	E20	T-228	H	6,7	1150	50	19,4		✂	M			
Yaris	3/5D	08/2014	-	2016	E20	T-231	A	6,7	1150	50	18,3	→	✂	M	12250544		-
Yaris	3/5D	08/2014	-	2016	E20	T-232	H	6,7	1150	50	20,3	→	✂	M	12250544		-
Yaris	3/5D	08/2014	-	2016	E20	T-233	V	6,7	1150	50	20,9	→	✂	M	12250544		-
Yaris	3/5D (_P15_)	2017	-	2020	E20	T-231	A	6,7	1150	50	18,3	→	✂	M			
Yaris	3/5D (_P15_)	2017	-	2020	E20	T-232	H	6,7	1150	50	20,3	→	✂	M			











			ece/ ec	Catalog no									Dedicated wire harness 7 pin	Dedicated wire harness 13 pin	program- ming		
Yaris	3/5D (_P15_)	2017	-	2020	E20	T-233	V	6,7	1150	50	20,9	→	✂	M			
Yaris	(5D) (_P21_,_PA1_,_PH1_) (incl. Hybrid)	02/2020	-	→	E20	T-234	H	6,1	1000	60	14,3	→		M			
Yaris Cross	(MXP_) (incl. Hybrid)	09/2020	-	→	E20	T-236	A	7,8	1400	85	17,3	→	✂	M	21250567 for cars from 08/2021	-	
Yaris Cross	(MXP_) (incl. Hybrid)	09/2020	-	→	E20	T-237	V	7,8	1400	85	14,0	→	✂	M	21250567 for cars from 08/2021	-	
Yaris Verso		1999	-	01/2006	E20	T-229	A	6,3	1000	50	18,5						
Yaris Verso		1999	-	01/2006	E20	T-230	H	6,3	1000	50	20,7						











VOLVO																	
C30	3D (incl. R-Design)	2006	-	2012	E20	V-276	A	8,9	1600	100	11,1	→	✂	M			
C30	3D (incl. R-Design)	2006	-	2012	E20	V-277	V	8,9	1600	100	7,1	→	✂	M			
S40	4D	07/1995	-	06/2000	E20	V-312	A	8,5	1600	80	14,8	→	✂				
S40	4D	07/2000	-	2003	e20	V-286	A	8,5	1500	75	17,8		✂				
S40	4D while stocks last	07/2000	-	2003	e20	V-287	H	8,5	1500	75	20,3		✂				
S40	4D	02/2004	-	2012	e20	V-282	A	8,9	1600	75	15,9	→		M	12260511 for cars till 06/2010	21260511 for cars till 06/2010	-
S40	4D	02/2004	-	2012	e20	V-283	V	8,9	1600	75	18,1	→	✂	M	12260511 for cars till 06/2010	21260511 for cars till 06/2010	-
S60 I	4D	2000	-	04/2004	E20	V-303	A	9,1	1600	85	15,8	→	✂	M	12260500	21260500	-
S60 I	4D	05/2004	-	2010	E20	V-303	A	9,1	1600	85	15,8	→	✂	M	12260504		-
S60 I	4D	2000	-	04/2004	E20	V-304	H	9,1	1600	85	17,1	→	✂	M	12260500	21260500	-
S60 I	4D	05/2004	-	2010	E20	V-304	H	9,1	1600	85	17,1	→	✂	M	12260504		-
S60 II	4D	08/2010	-	06/2018	e20	V-292	A	10,2	1800	80	14,2	→	✂	M	12260519	21260519	-
S60 II	4D	08/2010	-	06/2018	e20	V-293	V	10,2	1800	80	16,7	→	✂	M	12260519	21260519	-
S60 II Cross Country		07/2015	-	06/2018	E20	V-308	A	10,5	1900	90	18,4	→	✂	M	12260519	21260519	-
S60 II Cross Country		07/2015	-	06/2018	E20	V-309	V	10,5	1900	90	20,5	→	✂	M	12260519	21260519	-
S80 I	4D	1998	-	2006	E20	V-313	A	10,3	2000	100	20,1	→	✂		12260500 for cars till 04/2004	21260500 for cars till 04/2004	-
S80 II	4D	2006	-	2016	E20	V-296	A	11,0	2100	90	14,6	→	✂	M	12260519	21260519	-
S80 II	4D	2006	-	2016	E20	V-297	V	11,0	2100	90	17,1	→	✂	M	12260519	21260519	-
S90 II	4D (234)	09/2016	-	→	E20	V-310	A	11,5	2200	110	18,0	→	✂	M	12260523 for cars till 12/2020.	21260523 for cars till 12/2020.	-
S90 II	4D (234)	09/2016	-	→	E20	V-311	V	11,5	2200	110	19,9	→	✂	M	12260523 for cars till 12/2020.	21260523 for cars till 12/2020.	-
V40	Estate	07/1995	-	06/2000	E20	V-312	A	8,5	1600	80	14,8	→	✂				
V40	5D (incl. Cross Country)	2012	-	2019	E20	V-280	A	9,7	1800	75	13,6	→	✂	M		21260518	-
V40	5D (incl. Cross Country)	2012	-	2019	E20	V-281	H	9,7	1800	75	15,0	→	✂	M		21260518	-
V40	Estate	07/2000	-	03/2004	e20	V-286	A	8,5	1500	75	17,8		✂				
V40	Estate	07/2000	-	03/2004	e20	V-287	H	8,5	1500	75	20,3		✂				
V50	Estate	02/2004	-	2012	e20	V-282	A	8,9	1600	75	15,9	→		M	12260511 for cars till 06/2010	21260511 for cars till 06/2010	-
V50	Estate	02/2004	-	2012	e20	V-283	V	8,9	1600	75	18,1	→	✂	M	12260511 for cars till 06/2010	21260511 for cars till 06/2010	-
V60 I	Estate	11/2010	-	06/2018	e20	V-292	A	10,2	1800	80	14,2	→	✂	M	12260519	21260519	-
V60 I	Estate	11/2010	-	06/2018	e20	V-293	V	10,2	1800	80	16,7	→	✂	M	12260519	21260519	-
V60 I Cross Country		07/2015	-	06/2018	E20	V-308	A	10,5	1900	90	18,4	→	✂	M	12260519	21260519	-
V60 I Cross Country		07/2015	-	06/2018	E20	V-309	V	10,5	1900	90	20,5	→	✂	M	12260519	21260519	-
V60 II	Kombi (incl.R - Design) (incl. 4WD)	2018	-	→	E20	V-316	A	11,6	2190	120	17,8	→	✂	M	12260523	21260523	-

					ece/ ec	Catalog no									Dedicated wire harness 7 pin	Dedicated wire harness 13 pin	program- ming
V60 II	Kombi (incl. R - Design) (incl. 4WD)	2018	-	→	E20	V-317	V	11,6	2190	120	13,3	→		M	12260523	21260523	-
V70	Estate	2000	-	04/2004	E20	V-298	A	10,3	2000	80	19,7	→		M	12260500	21260500	-
V70	Estate	05/2004	-	2007	E20	V-298	A	10,3	2000	80	19,7	→		M	12260504		●
V70	Estate	2000	-	04/2004	E20	V-299	H	10,3	2000	80	22,3	→		M	12260500	21260500	-
V70	Estate	05/2004	-	2007	E20	V-299	H	10,3	2000	80	22,3	→		M	12260504		●
V70	Estate (2WD) (excl. R-Edition)	2007	-	2010	E20	V-296	A	11,0	2100	90	14,6	→		M	12260519	21260519	-
V70	Estate (2WD) (excl. R-Edition)	2007	-	2010	E20	V-297	V	11,0	2100	90	17,1	→		M	12260519	21260519	-
V70	Estate (2WD) (incl. R-Design i R-Edition)	2011	-	2016	E20	V-296	A	11,0	2100	90	14,6	→		M	12260519	21260519	-
V70	Estate (2WD) (incl. R-Design i R-Edition)	2011	-	2016	E20	V-297	V	11,0	2100	90	17,1	→		M	12260519	21260519	-
V70	Estate (AWD 4x4) (excl. R-Design)	2011	-	2016	E20	V-296	A	11,0	2100	90	14,6	→		M	12260519	21260519	-
V70	Estate (AWD 4x4) (excl. R-Design)	2011	-	2016	E20	V-297	V	11,0	2100	90	17,1	→		M	12260519	21260519	-
V90 II	Estate (incl. 4WD) (excl. Cross Country i R-Design)	09/2016	-	→	E20	V-310	A	11,5	2200	110	18,0	→		M	12260523 for cars till 12/2020.	21260523 for cars till 12/2020.	-
V90 II	Estate (incl. 4WD) (excl. Cross Country i R-Design)	09/2016	-	→	E20	V-311	V	11,5	2200	110	19,9	→		M	12260523 for cars till 12/2020.	21260523 for cars till 12/2020.	-
V90 II Cross Country	(236)	09/2016	-	→	E20	V-318	A	12,6	2500	140	16,75	→		M	12260523 for cars from 02/2017 - 12/2020	21260523 for cars from 02/2017 - 12/2020	-
V90 II Cross Country	(236)	09/2016	-	→	E20	V-319	V	12,6	2500	140	12,65	→		M	12260523 for cars from 02/2017 - 12/2020	21260523 for cars from 02/2017 - 12/2020	-
XC 40	(536) (incl. R-Design) (incl. AdBlue) (incl. Momentum) (incl. Inscription) (incl. Hybrid) (incl. version with smart opener)	10/2017	-	→	E20	V-320	A	11,0	2200	120	18,3	→		M	12260523 for cars from 02/2018	21260523 for cars from 02/2018	-
XC 40	(536) (incl. R-Design) (incl. AdBlue) (incl. Momentum) (incl. Inscription) (incl. Hybrid) (incl. version with smart opener)	10/2017	-	→	E20	V-321	V	11,0	2200	120	14,1	→		M	12260523 for cars from 02/2018.	21260523 for cars from 02/2018	-
XC 60 I	(excl. R-Design) (excl. Momentum)	2008	-	04/2011	e20	V-284	A	11,0	2000	90	16,0	→		M	12260519	21260519	-
XC 60 I	(excl. R-Design) (excl. Momentum)	05/2011	-	05/2012	e20	V-284	A	11,0	2000	90	16,0	→		M	12260519	21260519	-
XC 60 I	(excl. R-Design) (excl. Momentum)	06/2012	-	2017	e20	V-284	A	11,0	2000	90	16,0	→		M	12260519	21260519	-
XC 60 I	(excl. R-Design) (excl. Momentum)	2008	-	04/2011	e20	V-285	V	11,0	2000	90	18,0	→		M	12260519	21260519	-
XC 60 I	(excl. R-Design) (excl. Momentum)	05/2011	-	05/2012	e20	V-285	V	11,0	2000	90	18,0	→		M	12260519	21260519	-
XC 60 I	(excl. R-Design) (excl. Momentum)	06/2012	-	2017	e20	V-285	V	11,0	2000	90	18,0	→		M	12260519	21260519	-
XC 60 II		2017	-	→	E20	V-314	A	12,6	2400	140	20,6	→		M	12260523	21260523	-
XC 60 II		2017	-	→	E20	V-315	V	12,6	2400	140	16,0	→		M	12260523	21260523	-
XC 70		03/2000	-	04/2004	e20	V-288	A	10,3	2000	80	20,6	→		M	12260500	21260500	-
XC 70		05/2004	-	09/2007	e20	V-288	A	10,3	2000	80	20,6	→		M	12260504		●
XC 70		03/2000	-	04/2004	e20	V-289	H	10,3	2000	80	22,4	→		M	12260500	21260500	-
XC 70		05/2004	-	09/2007	e20	V-289	H	10,3	2000	80	22,4	→		M	12260504		●
XC 70	while stocks last	09/2007	-	04/2011	E20	V-295	V	11,0	2100	85	20,2	→		M	12260519	21260519	-
XC 70	while stocks last	05/2011	-	2016	E20	V-295	V	11,0	2100	85	20,2	→		M	12260519	21260519	-
XC 70		09/2007	-	2016	E20	V-323	A	11,10	2100	90		→		M	12260519	21260519	-
XC 70		09/2007	-	2016	E20	V-324	V	11,10	2100	90		→		M	12260519	21260519	-
XC 90		2003	-	2015	e20	V-300	A	12,2	2250	90	18,8			M	12260505 for cars from 05/2004	21260505 for cars from 05/2004	●
XC 90		2003	-	2015	E20	V-302	H	12,2	2250	90	20,5			M	12260505 for cars from 05/2004	21260505 for cars from 05/2004	●
XC 90 II		2015	-	→	E20	V-305	A	13,4	2700	140	20,6	→		M	12260523	21260523	-
XC 90 II		2015	-	→	E20	V-306	V	13,4	2700	140	23,0	→		M	12260523	21260523	-

					ece/ ec	Catalog no									Dedicated wire harness 7 pin	Dedicated wire harness 13 pin	program- ming	
VW																		
Amarok I	Pickup (bumper with step)	08/2010	-	2022	e20	V-020	A	14,3	2800	100	6,0			M		21270554 for cars with preparation till 2021	•	
Amarok II	(4WD) (T1A, T1B)	2022	-	→	E20	F-319	E	17,0	3500	350		→		M		21500716	•	
Amarok II	(4WD) (T1A, T1B)	2022	-	→	E20	F-320	V	17,0	3500	350		→		M		21500716	•	
Arteon	5D (incl. R Line) (incl. 4 motion)	2017	-	→	E20	V-148	A	11,3	2200	100	16,2	→	✂	M	12500601	21500601	•	
Arteon	5D (incl. R Line) (incl. 4 motion)	2017	-	→	E20	V-149	V	11,3	2200	100	19,9	→	✂	M	12500601	21500601	•	
Bora	4D (excl.4x4)	1998	-	2005	e20	V-056	A	8,9	1600	85	16,8	→	✂					
Bora	4D (excl.4x4)	1998	-	2005	e20	V-060/1	V	8,9	1600	75	15,5	→	✂					
Bora	Estate (excl. 4x4)	1999	-	2005	e20	V-056	A	8,9	1600	85	16,8	→	✂					
Bora	Estate (excl. 4x4)	1999	-	2005	e20	V-060/1	V	8,9	1600	75	15,5	→	✂					
Caddy II	(excl. pickup)	11/1995	-	12/2003	E20	S-148	A	6,3	1000	75	16,0							
Caddy III	(incl. Maxi)	02/2004	-	06/2015	E20	V-028	A	9,4	1650	80	17,5	→		M	12500559	21500559	•	
Caddy III	(incl. Maxi)	02/2004	-	06/2015	E20	V-029	V	9,4	1650	80	18,0	→		M	12500559	21500559	•	
Caddy IV	(incl. Maxi)	07/2015	-	2020	E20	V-028	A	9,4	1650	80	17,5	→		M	12500559 for cars without preparation , 12270564 for cars with preparation	21500559 for cars without preparation, 21270564 for cars with preparation	•	
Caddy IV	(incl. Maxi)	07/2015	-	2020	E20	V-029	V	9,4	1650	80	18,0	→		M	12500559 for cars without preparation , 12270564 for cars with preparation	21500559 for cars without preparation, 21270564 for cars with preparation	•	
Caddy V	(SBA, SBH) (SBB, SBJ)	09/2020	-	→	E20	V-078	A	9,5	1600	85	21,1	→		M				
Caddy V	(SBA, SBH) (SBB, SBJ)	09/2020	-	→	E20	V-079	V	9,5	1600	85	17,9	→		M				
Caddy Alltrack	Estate (SAB) Van (SAA)	05/2015	-	2020	E20	V-028	A	9,4	1650	80	17,5	→		M	12500559 for cars without preparation , 12270564 for cars with preparation	21500559 for cars without preparation, 21270564 for cars with preparation	•	
Caddy Alltrack	Estate (SAB) Van (SAA)	05/2015	-	2020	E20	V-029	V	9,4	1650	80	14,4	→		M	12500559 for cars without preparation , 12270564 for cars with preparation	21500559 for cars without preparation, 21270564 for cars with preparation	•	
Crafter I	Van, Minibus (3,0T / 3,5T) (3,665 / 4,325m) (without step) (single wheels)	2006	-	12/2016	e4	V-032	E	17,2	3500	140	21,6			M	12500521	21500521	-	
Crafter I	Van, Minibus (3,5T) (3,665 / 4,325m) (with step) (single wheels)	2006	-	12/2016	e4	V-033	E	17,2	3500	140	27,8			M	12500521	21500521	-	
Crafter I	Van, Minibus (3,5T) (3,665 / 4,325m) (with a step with a notch prepared for the towbar) (single wheels)	2006 -	-	12/2016	E20	M-157	E	17,2	3500	140	24,6	→		M	12500521	21500521	-	
Crafter I	Box Van (3,0T / 3,5T) (3,250 / 3,665 / 4,325m) (single wheel)	2006	-	12/2016	e4	V-032	E	17,2	3500	140	21,6			M	12500521	21500521	-	
Crafter I	Box Van (5T) double wheels	2006	-	12/2016	e20	V-034	E	20,2	3500	140	25,3			M	12500521	21500521	-	
Crafter II	Van wheelbase: 3640 mm single wheel without step front wheel drive	11/2016	-	→	E20	V-036	E	17,5	3500	150	24,4			M		21500629 cars without preparation, 21500630 cars with preparation	•	
Crafter II	(SZ) (Box Van) (double wheels), rear wheel drive	11/2016	-	→	E20	V-037	E	21,0	3500	150	23,9	→		M		21500629 cars without preparation, 21500630 cars with preparation	•	
Crafter II	(SZ) Box Van (single wheels) (L3-3640mm) (L4-4490mm), (front wheel drive)	11/2016	-	→	E20	V-038	E	17,5	3500	150	22,0			M		21500629 cars without preparation, 21500630 cars with preparation	•	
Crafter II	Van, Minibus with step 3640 / 4490 mm Single wheel front wheel drive FWD	11/2016	-	→	E20	V-039	E	21,0	3500	150	34,70	→	✂	M		21500629 cars without preparation, 21500630 cars with preparation	•	
Cross Golf		2007	-	2014	E20	V-068	A	9,4	1800	100	16,0	→	✂	M				

					ece/ ec	Catalog no									Dedicated wire harness 7 pin	Dedicated wire harness 13 pin	program- ming
Cross Golf		2007	-	2014	E20	V-069	V	9,4	1800	100	12,4	→	✂	M			
Golf II	3/5D (narrow bumper)	09/1983	-	10/1991	e20	V-043	A	7,9	1300	75	13,6	→					
Golf III	3/5D	11/1991	-	1997	e4	V-050	A	8,2	1500	75	15,9	→	✂				
Golf III	Estate	10/1993	-	07/1999	e4	V-054	A	8,3	1500	75	15,7	→	✂				
Golf IV	3/5D (excl. 4x4)	10/1997	-	10/2003	e20	V-056	A	8,9	1600	85	16,8	→	✂				
Golf IV	3/5D (excl. 4x4)	10/1997	-	10/2003	e20	V-060/1	V	8,9	1600	75	15,5	→	✂				
Golf IV	Estate (excl. 4x4)	08/1999	-	2007	e20	V-056	A	8,9	1600	85	16,8	→	✂				
Golf IV	Estate (excl. 4x4)	08/1999	-	2007	e20	V-060/1	V	8,9	1600	75	15,5	→	✂				
Golf V	3/5D	11/2003	-	2008	E20	V-058	A	9,2	1800	75	15,3	→	✂	M	12500559	21500559	●
Golf V	3/5D	11/2003	-	2008	E20	V-049	H	9,2	1800	75	16,4	→	✂	M	12500559	21500559	●
Golf V PLUS		2005	-	2009	E20	V-058	A	9,2	1800	75	15,3	→	✂	M	12500559 + additional kit 22270505	21500559 + additional kit 22270505	●
Golf V PLUS		2005	-	2009	E20	V-049	H	9,2	1800	75	16,4	→	✂	M	12500559 + additional kit 22270505	21500559 + additional kit 22270505	●
Golf V	Estate (1K5)	06/2007	-	07/2009	e20	V-072	A	9,3	1800	75	17,5	→	✂	M	12500559		●
Golf V	Estate (1K5)	06/2007	-	07/2009	E20	V-073	V	9,4	1800	100	12,8	→	✂	M	12500559		●
Golf VI	3/5D	10/2008	-	2012	E20	V-058	A	9,2	1800	75	15,3	→	✂	M	12500559	21500559	●
Golf VI	3/5D	10/2008	-	2012	E20	V-049	H	9,2	1800	75	16,4	→	✂	M	12500559	21500559	●
Golf VI	Estate (AJ5)	07/2005	-	07/2013	e20	V-072	A	9,3	1800	75	17,5	→	✂	M			
Golf VI	Estate (AJ5)	07/2005	-	07/2013	E20	V-073	V	9,4	1800	100	12,8	→	✂	M			
Golf VII	5D	2012	-	2019	E20	V-062	A	9,9	2000	90	14,3	→	✂	M	12500601 for cars after 11/2012	21500601 for cars after 11/2020	●
Golf VII	5D	2012	-	2019	E20	V-063	V	9,9	2000	90	17,0	→	✂	M	12500601 for cars after 11/2012	21500601 for cars after 11/2020	●
Golf VII	Estate	08/2013	-	2020	E20	V-064	A	10,2	2000	80	15,4	→	✂	M	12500601	21500601	●
Golf VII	Estate	08/2013	-	2020	E20	V-065	V	10,2	2000	80	17,6	→	✂	M	12500601	21500601	●
Golf VII	Sportsvan	06/2014	-	2017	E20	V-066	A	10,0	2000	80	16,3	→	✂	M	12500601	21500601	●
Golf VII	Sportsvan	06/2014	-	2017	E20	V-067	V	10,0	2000	80	18,1	→	✂	M	12500601	21500601	●
Golf VIII	5D (CD1)	07/2019	-	→	E20	V-076	A	10,1	1850	90	16,8	→		M	12500601 for cars after 11/2012	21500601 for cars after 11/2020	●
Golf VIII	5D (CD1)	07/2019	-	→	E20	V-077	V	10,1	1850	90	12,9	→		M	12500601 for cars after 11/2012	21500601 for cars after 11/2020	●
ID.4	(E21)	05/2020	-	→	E20	V-085	A	9,2	1400	85		→	✂	M	12500601 for cars from 03/2021	21500601 for cars from 03/2021	●
ID.4	(E21)	05/2020	-	→	E20	V-086	V	9,2	1400	85		→	✂	M	12500601 for cars from 03/2021	21500601 for cars from 03/2021	●
Jetta II	3/5D (narrow bumper)	12/1983	-	07/1989	e20	V-043	A	6,5	1200	75	13,6	→					
Jetta V	4D	2005	-	12/2010	e20	V-072	A	9,3	1800	75	17,5	→	✂	M	12270525	21500559	●
Jetta VI	4D	01/2011	-	→	e4	V-074	A	9,3	1800	75	16,6	→	✂	M	12270525	21500559	●
Jetta VI	4D	01/2011	-	→	e4	V-075	V	9,3	1800	75	18,9	→	✂	M	12270525	21500559	●
LT 28-35	Van, Minibus (3,05)	1995	-	2006	e20	M-222	E	13,6	2300	100	21,5						
LT 28-35	Van, Minibus (3,55 / 4,025)	02/1995	-	2006	E20	M-221	E	15,3	2800	120	18,9						
LT 28-35	Van, Minibus with step (3,05)	1995	-	2006	e20	M-226	E	12,5	2000	100	22,8						
LT 28-35	Van, Minibus with step (3,55 / 4,025)	02/1995	-	2006	e20	M-223	E	15,3	2800	120	19,4						
LT 28-35	Box Van (single wheels)	02/1995	-	2006	E20	M-221	E	15,3	2800	120	18,9						
LT 46	Box Van (double wheels)	1995	-	2006	E20	V-128	E	15,3	2800	120	18,9						
LT46	Van, Minibus (double wheels) with step (4,025m)	1995	-	2006	e20	M-223	E	15,3	2800	120	19,4						
Lupo	3D	10/1998	-	2005	e20	S-102	A	5,1	850	50	12,5	→	✂				
Passat	4D (B3)	04/1988	-	09/1993	e20	V-098	A	9,8	2000	85	14,7	→	✂				
Passat	4D (B5) / (3B)	10/1996	-	09/2000	E20	V-115	A	8,8	1600	75	18,1	→					
Passat	4D (B5) / (3B) while stocks last	10/1996	-	09/2000		V-116	H	8,8	1600	75	18,7	→					

		ece/ ec	Catalog no									Dedicated wire harness 7 pin	Dedicated wire harness 13 pin	program- ming			
Passat	4D (B5FL) / (3B)	10/2000	-	02/2005	E20	V-115	A	8,8	1600	75	18,1	→					
Passat	4D (B5FL) / (3B) while stocks last	10/2000	-	02/2005		V-116	H	8,8	1600	75	18,7	→					
Passat 4x4	4D (only 4x4) (B5) / (3B) (B5FL) / (3B)	10/1996	-	2005	E20	V-145	A	11,3	2200	85	20,1	→					
Passat	4D (B6) / (3C)	03/2005	-	10/2010	e4	V-140	A	10,2	2000	85	18,9	→	✂	M	12270525	21500559	•
Passat	4D (B6) / (3C)	03/2005	-	10/2010	E20	V-147	V	10,2	2000	85	24,5	→	✂	M	12270525	21500559	•
Passat	4D (B7) / (3C)	10/2010	-	07/2014	e4	V-143	A	11,3	2200	90	18,1	→	✂	M	12270525	21500559	•
Passat	4D (B7) / (3C)	10/2010	-	07/2014	e4	V-144	V	11,3	2200	90	20,1	→	✂	M	12270525	21500559	•
Passat	4D (B8) (incl. 4WD)	08/2014	-	12/2021	E20	V-148	A	11,3	2200	100	16,2	→	✂	M	12500601	21500601	•
Passat	4D (B8) (incl. 4WD)	08/2014	-	12/2021	E20	V-149	V	11,3	2200	100	19,9	→	✂	M	12500601	21500601	•
Passat	Estate (B3)	04/1988	-	09/1993	e20	V-098	A	9,8	2000	85	14,7	→	✂				
Passat	Estate (B5) / (3B)	10/1996	-	10/2000	E20	V-115	A	8,8	1600	75	18,1	→					
Passat	Estate (B5) / (3B) while stocks last	10/1996	-	10/2000		V-116	H	8,8	1600	75	18,7	→					
Passat	Estate (B5FL) / (3B)	11/2000	-	08/2005	E20	V-115	A	8,8	1600	75	18,1	→					
Passat	Estate (B5FL) / (3B) while stocks last	11/2000	-	08/2005		V-116	H	8,8	1600	75	18,7	→					
Passat 4x4	Estate (only 4x4) (B5) / (3B) (B5FL) / (3B)	05/1997	-	2005	E20	V-145	A	11,3	2200	85	20,1	→					
Passat	Estate (B6) / (3C) (incl.4-Motion)	09/2005	-	10/2010	e4	V-140	A	10,2	2000	85	18,9	→	✂	M	12270525	21500559	•
Passat	Estate (B6) / (3C) (incl.4-Motion)	09/2005	-	10/2010	E20	V-147	V	10,2	2000	85	24,5	→	✂	M	12270525	21500559	•
Passat	Estate (B7) / (3C)	10/2010	-	07/2014	e4	V-143	A	11,3	2200	90	18,1	→	✂	M	12270525	21500559	•
Passat	Estate (B7) / (3C)	10/2010	-	07/2014	e4	V-144	V	11,3	2200	90	20,1	→	✂	M	12270525	21500559	•
Passat Alltrack	Estate (B7) / (3C)	2011	-	2014	e4	V-143	A	11,3	2200	90	18,1	→	✂	M	12270525 for cars after 02/2012	21500559 for cars from 02/2012	•
Passat Alltrack	Estate (B7) / (3C)	2011	-	2014	e4	V-144	V	11,3	2200	90	20,1	→	✂	M	12270525 for cars after 02/2012	21500559 for cars from 02/2012	•
Passat	Estate (B8) (incl. 4WD)	08/2014	-	10/2023	E20	V-148	A	11,3	2200	100	16,2	→	✂	M	12500601	21500601	•
Passat	Estate (B8) (incl. 4WD)	08/2014	-	10/2023	E20	V-149	V	11,3	2200	100	19,9	→	✂	M	12500601	21500601	•
Passat CC		2008		2012	E20	V-096	A	11,3	2200	90	17,7	→	✂	M	12270525	21500559	•
Passat CC		2008		2012	E20	V-097	V	11,3	2200	90	19,6	→	✂	M	12270525	21500559	•
CC	(incl.4-Motion)	2012	-	2016	E20	V-152	A	11,3	2200	90	20,8	→	✂	M	12270525	21500559	•
CC	(incl.4-Motion)	2012	-	2016	E20	V-153	V	11,3	2200	90	22,6	→	✂	M	12270525	21500559	•
Polo	3/5D (narrow/ wide bumper)	10/1994	-	08/1999	e4	V-112	A	5,6	1000	50	16,6	→	✂				
Polo	3/5D	09/1999	-	10/2001	E20	V-113	A	6,2	1000	50	12,0	→	✂				
Polo	3/5D	11/2001	-	06/2005	e20	V-114/1	A	6,9	1200	50	13,8	→	✂				
Polo	3/5D	06/2005		06/2009	e20	V-114/1	A	6,9	1200	50	13,8	→	✂				
Polo	3/5D	06/2009	-	04/2014	e20	V-107	A	7,5	1400	85	14,2	→	✂	M	12500551	21500551	•
Polo	3/5D	05/2014	-	2017	e20	V-107	A	7,5	1400	85	14,2	→	✂	M		21500598	•
Polo	3/5D	06/2009	-	04/2014	e20	V-108	V	7,5	1400	85	16,0	→	✂	M	12500551	21500551	•
Polo	3/5D	05/2014	-	2017	e20	V-108	V	7,5	1400	85	16,0	→	✂	M		21500598	•
Polo VI	5D (AW)	2017	-	→	E20	V-158	A	7,5	1300	85	13,0	→		M	12500601	21500601	•
Polo VI	5D (AW)	2017	-	→	E20	V-159	V	7,5	1300	85	15,5	→		M	12500601	21500601	•
Polo	Classic	1996	-	2003	e20	S-112	A	6,7	1200	50	14,3		✂				
Polo	Variant	1997	-	2002	e20	S-112	A	6,7	1200	50	14,3		✂				
Sharan I		1995	-	04/2000	e20	V-135	A	11,2	2100	85	17,2	→	✂				
Sharan I		05/2000	-	08/2010	e20	V-117	A	11,2	2100	85	16,0	→	✂		12500005	21500003	-
Sharan II		09/2010	-	06/2012	e20	V-137	A	12,5	2500	100	22,0	→	✂	M	12500559	21500559	•
Sharan II		09/2010	-	06/2012	e20	V-138	V	11,6	2500	100	24,1	→	✂	M	12500559	21500559	•

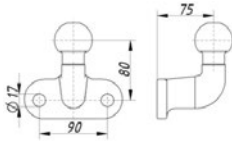
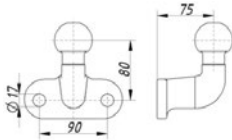
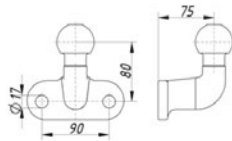
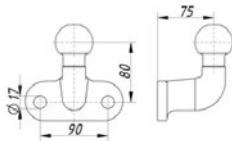

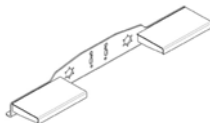
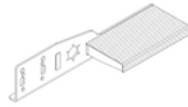
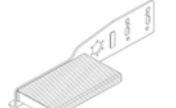
		ece/ ec	Catalog no									Dedicated wire harness 7 pin	Dedicated wire harness 13 pin	program- ming			
Sharan II	06/2012	-	2022	E20	V-156	A	12,5	2500	100	19,6	→	M	12500559 for cars from 07/2015	21500559 for cars from 07/2015	●		
Sharan II	06/2012	-	2022	E20	V-157	V	12,5	2500	100	22,5	→	M	12500559 for cars from 07/2015	21500559 for cars from 07/2015	●		
T-Cross	(C11)	12/2018	-	2023	E20	V-164	A	7,9	1400	80	16,0	→	✂	M	12500601 for cars from 04/2019	21500601 for cars from 04/2019	●
T-Cross	(C11)	12/2018	-	2023	E20	V-165	V	7,9	1400	80	12,5	→	✂	M	12500601 for cars from 04/2019	21500601 for cars from 04/2019	●
T-Roc	(A11)	07/2017	-	→	E20	V-166	A	10,3	2000	100	16,1	→	✂	M	12500601	21500601	●
T-Roc	(A11)	07/2017	-	→	E20	V-167	V	10,3	2000	100	12,7	→	✂	M	12500601	21500601	●
Taigo	(CS1) (excl. R-Line)	09/2021	-	→	E20	V-081	A	7,9	1400	90		→	M	12500601	21500601	●	
Taigo	(CS1) (excl. R-Line)	09/2021	-	→	E20	V-082	V	7,9	1400	90		→	M	12500601	21500601	●	
Tiguan		2007	-	2015	e4	V-127	A	12,0	2500	100	19,8	→	✂	M	12500559	21500559	●
Tiguan		2007	-	2015	e4	V-129	V	12,0	2500	100	22,5	→	✂	M	12500559	21500559	●
Tiguan II	while stocks last	2016	-	2020	E20	V-154	A	12,6	2500	100	19,9	→	M	12500601	21500601	●	
Tiguan II	while stocks last	2016	-	2020	E20	V-155	V	12,6	2500	100	21,9	→	M	12500601	21500601	●	
Tiguan II	(incl. AdBlue) 2WD/4WD	2016	-	2020	E20	V-170	A	12,6	2550	110		→	M	12500601	21500601	●	
Tiguan II	(incl. AdBlue) 2WD/4WD	2016	-	2020	E20	V-171	V	12,6	2550	110		→	M	12500601	21500601	●	
Tiguan II	(facelift) (incl. AdBlue) 2WD/4WD	2020	-	2024	E20	V-170	A	12,6	2550	110		→	M	12500601	21500601	●	
Tiguan II	(facelift) (incl. AdBlue) 2WD/4WD	2020	-	2024	E20	V-171	V	12,6	2550	110		→	M	12500601	21500601	●	
Touareg I	excl. Version with spare wheel on the door	11/2002	-	2010	e20	A-092	A	16,3	3500	140	14,6	→	✂	M		21270534	●
Touareg I	excl. Version with spare wheel on the door	11/2002	-	2010	e20	A-093	V	16,3	3500	140	23,4	→	✂	M		21270534	●
Touareg II	(incl. R-Line) excl. Version with spare wheel on the door	2010	-	03/2018	e20	A-092	A	16,3	3500	140	14,6	→	✂	M	12270553	21270553	●
Touareg II	excl. Version with spare wheel on the door	2010	-	03/2018	e20	A-093	V	16,3	3500	140	23,4	→	✂	M	12270553	21270553	●
Touareg III	(CR7) (incl. R-Line)	11/2017	-	→	E20	V-162	A	16,3	3500	140	22,5	→	✂	M	12010526	21010526	●
Touareg III	(CR7) (incl. R-Line)	11/2017	-	→	E20	V-163	V	16,3	3500	140	18,5	→	✂	M	12010526	21010526	●
Touran I		03/2003	-	09/2015	E20 e20	V-132	A	9,9	1800	75	17,6	→	✂	M	12500559	21500559	●
Touran I		03/2003	-	09/2015	E20	V-133	V	9,9	1800	75	20,0	→	✂	M	12500559	21500559	●
Touran II		10/2015	-	→	E20	V-150	A	10,6	2000	85	16,3	→	M	12500601	21500601	●	
Touran II		10/2015	-	→	E20	V-151	V	10,6	2000	85	16,3	→	M	12500601	21500601	●	
Transporter	T4 Van, Minibus (incl. Caravelle)	08/1990	-	1995	E20	V-122	E	13,0	2500	100	18,0	→					
Transporter	T4 Van, Minibus (incl. Caravelle)	1996	-	07/2003	E20	V-122	E	13,0	2500	100	18,0	→					
Transporter	T4 Box van	09/1990	-	2003	e20	V-123	E	13,0	2500	100	20,7						
Transporter	T5 Van, Minibus (incl. 4x4) (also version with parking sensors) (incl. Caravelle) (incl. Multivan)	2003	-	09/2009	e20	V-119	A	14,2	2800	120	16,0	→		12270512 for cars from 08/2008	21270512 for cars till 08/2008	-	
Transporter	T5 Van, Minibus (incl. 4x4) (also version with parking sensors) (incl. Caravelle) (incl. Multivan)	2003	-	09/2009	E20	V-131	H	14,0	2550	120	17,7	→		12270512 for cars from 08/2008	21270512 for cars till 08/2008	-	
Transporter	T5 Van, Minibus (incl. 4x4) (also version with parking sensors) (incl. Caravelle) (incl. Multivan)	10/2009	-	06/2015	e20	V-119	A	14,2	2800	120	16,0	→	M	12270548 for cars without preparation , 12270555 for cars fith preparation	21270548 for cars without preparation, 21270555 for cars with preparation	●	
Transporter	T5 Van, Minibus (incl. 4x4) (also version with parking sensors) (incl. Caravelle) (incl. Multivan)	10/2009	-	06/2015	E20	V-131	H	14,0	2550	120	17,7	→	M	12270548 for cars without preparation , 12270555 for cars fith preparation	21270548 for cars without preparation, 21270555 for cars with preparation	●	
Transporter	T6 Van, Minibus (incl. 4x4) (also version with parking sensors) (incl. Caravelle) (incl. Multivan)	06/2015	-	→	e20	V-119	A	14,2	2800	120	16,0	→	M	12270548 for cars without preparation , 12270555 for cars fith preparation	21270548 for cars without preparation, 21270555 for cars with preparation	●	

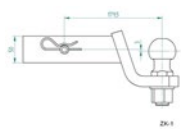
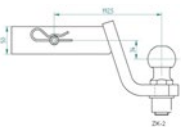
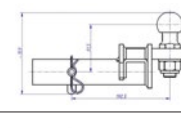
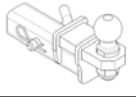

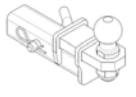


					ece/ ec	Catalog no									Dedicated wire harness 7 pin	Dedicated wire harness 13 pin	program- ming
Transporter	T6 Van, Minibus (incl. 4x4) (also version with parking sensors) (incl. Caravelle) (incl. Multivan)	06/2015	-	→	E20	V-131	H	14,0	2550	120	17,7	→		M	12270548 for cars without preparation , 12270555 for cars fith preparation	21270548 for cars without preparation, 21270555 for cars with preparation	•
Transporter	T5 Van, Minibus (incl. 4x4) (also version with parking sensors) (incl. Caravelle) (incl. Multivan)	2003	-	09/2009	e4	V-125	A	14,2	2800	120	16,5	→			12270512 for cars till 08/2008	21270512 for cars till 08/2008	-
T7 Multivan	(STM, STN)	08/2021	-	→	E20	V-083	A	12,00	2000	120		→		M	12500601	21500601	•
T7 Multivan	(STM, STN)	08/2021	-	→	E20	V-084	V	12,00	2000	120		→		M	12500601	21500601	•
Transporter	T5 Box Van (incl. 4WD)	2003	-	09/2009	e4	V-124	E	14,4	2800	120	20,2						
Transporter	T5 Box Van (incl. 4WD)	09/2009	-	08/2015	e4	V-124	E	14,4	2800	120	20,2			M	12270548 for cars without preparation till 05/2015	21270548 for cars tithout preparation till 05/2015	•
UP	3/5D (Use only as bicycle carrier)	2012	-	→	E20	V-160	A	5,2	850	50	14,5	→		M			
UP	3/5D (Use only as bicycle carrier)	2012	-	→	E20	V-161	H	5,2	850	50	16,1	→		M			
Vento	4D	03/1992	-	09/1998	e4	V-050	A	8,2	1500	75	15,9	→					

ZX AUTO																	
Grand Tiger	Pickup	2009	-	→	e20	Z-020	E	12,1	2200	100	32,3	→					

ACCESSORIES		
Electrical socket 7-poles		GN-7.OSL.
Electrical socket 13-poles		GN-13
Trailer plug 7-poles		WT-7
Trailer lug 13-poles		WT-13
Adapter 7/13		AS-7/13
Adapter 13/7		AS-13/7
Quickconnector		SZ
Quickconnector 10 pcs		SZ 10
Quickconnector 50 pcs		SZ 50
Towball cup		HO
Repair kit W10		W10-FIX
Repair kit W11		W11-FIX
Upper plug		W10-0.13
Low plug		W10-0.14
Lock plug		W10-0.15
Keys for W10/ W11		W10-ZESTAW KLUCZY
Towball bag		ACS-POK
Set for ACS ball: lock, keys, plug (for tow ball type - 2000, 3000, 4000)		ACS-AKCESORIA 1
Set for ACS ball: lock, keys, plug (for tow ball type 6000)		ACS-AKCESORIA 2
Set of pare keys for ACS tow ball (2 pcs) (they are not subject of discount)		ACS-ZESTAW KLUCZY
W10/ACS exposition		W10 / ACS EKSPOZYCJA
W10/W11/W5/W6 tow ball with socket		KULA W10/W11/W5/W6
Towball A,B		KULA



ACCESSORIES

<p>Towball E</p> 	<p>KULA E 21kN</p>	<p>D= S=</p>	<p>21kN 250kg</p>	
<p>Towball E - set</p> 	<p>KULA E 21kN ZESTAW</p>	<p>D= S=</p>	<p>21kN 250kg</p>	
<p>Towball E</p> 	<p>Kula E 17,2 kN</p>	<p>D= S=</p>	<p>17,2kN 350kg</p>	
<p>Towball E - set</p> 	<p>Kula E 17,2 kN ZESTAW</p>	<p>D= S=</p>	<p>17,2kN 350kg</p>	
<p>Electrical socket handle hidden (set) - for towbars with towball type A.</p> 	<p>Uchwyt gniazda - OPCJA</p>			
<p>Universal step</p> 	<p>ST-01</p>			
<p>Right universal step</p> 	<p>ST-02</p>			
<p>Left universal step</p> 	<p>ST-03</p>			

ACCESSORIES						
American towball adapter (not applicable with ALKO trailer system nor with bike carriers)		E20	ZK-1	D= R= S=	16,5 kN 3500 kg 140 kg	
American towball adapter (not applicable with ALKO trailer system nor with bike carriers)		E20	ZK-2	D= R= S=	16,5 kN 3500 kg 140 kg	
American towball adapter (not applicable with ALKO trailer system nor with bike carriers)		E20	ZK-5	D= R= S=	16,5 kN 3500 kg 140 kg	
American towball adapter (not applicable with ALKO trailer system nor with bike carriers)		E20	ZK-6	D= R= S=	17,17 kN 3500 kg 210 kg	
Lush adjuster - ZK6 Towball application			ZK-6KL			
American towball adapter (not applicable with ALKO trailer system nor with bike carriers)		E20	ZK-7	D= R= S=	16,5 kN 3500 kg 140 kg	
Additional stiffen of the rear bumper of the car for the towbar F-064			WZ-064			
Towball stand			STH-01			
Bike carrier stand			STB-01			

WIRING KITS		
Universal wiring kit - 1300mm	WJK-01	universal
Universal wiring kit - 1800mm	WUD-05	universal
Universal 13-poles wiring kit - 2000mm; 9 wireswith parking light and transconnector of the anitifog light	WUD-07	universal

WIRING KITS

<p>7-pin universal wiring kit with module (ability to control of park sensors module in car)</p> 	SMP-7	Support for cars with CAN Bus; disconnecting the parking sensors; burnt bulb signaling - Buzzer; automatic trailer detection; post-assembly coding; disconnecting the fog lamp in the car; vehicles with LED lamps; support for two-filament bulbs; permanent plus and charging cable - no assembly possible.
<p>13-pin universal wiring kit with module (ability to control of park sensors module in car)</p> 	SMP-13	Support for cars with CAN Bus; disconnection of parking sensors; signaling of a burnt bulb - Buzzer; automatic trailer detection; post-assembly coding; disconnecting the fog lamp in the car; vehicles with LED lamps; support for two-filament bulbs; permanent plus and charging cable with an additional kit SMP-13-EXT.
<p>Additional wiring kit for SMP-13</p>	SMP-EXT-13	Permanent plus and battery charging in the caravan.
<p>7-pin Universal wiring kit with module (no parking sensor)</p>	SMP-2E	Fog light switching on the trailer Operation on LED lights and bulb on the trailer Cooperation with LED lighting and incandescent in the vehicle Cooperation with PWM/Multipleks lighting in the vehicle (2 functions in one bulb: Stop + Tail Light or Fog light + Tail Light)
<p>7-pin Universal wiring kit with module (LED light and one-fibre)</p>	SMP-2PE	Sequential fog lights switching; Trailer indicators control; Detection of trailer connection; Rear parking sensor cut off; Protection against short circuit and congestion; Socket power control with trailer connection; LED lights and bulb operation on the trailer; Cooperation with LED lighting and incandescent in the vehicle; Cooperation with PWM/Multipleks in the vehicle (2 functions in one bulb: Stop + Tail Light or Fog light + Tail Light)
<p>13-pin Universal wiring kit with module (without parking sensors)</p>	SMP-4E	Sequential fog lights switching; Protection against short circuit and congestion; LED lights and bulb operation on the trailer; Cooperation with LED lighting and incandescent in the vehicle; Cooperation with PWM/Multipleks in the vehicle (2 functions in one bulb Stop + Tail Light or Fog light + Tail Light)
<p>13-pin Universal wiring kit with module (LED light and one-fibre) (with parking sensors)</p>	SMP-4PE	Sequential fog lights switching; Trailer indicators control; Detection of trailer connection; Rear parking sensor cut off; Protection against short circuit and congestion; Socket power control with trailer connection: Additional functions: direct current and charging of the trailer battery after installation additional electric socket SMP-4P-EXT: LED lights and bulb operation on the trailer; Cooperation with LED lighting and incandescent in the vehicle; Cooperation with PWM/ Multipleks in the vehicle (2 functions in one bulb Stop + Tail Light or Fog light + Tail Light)
<p>Additional wiring kits for SMP-4PE</p>	SMP-4P-EXT	Direct current in trailer trailer battery charging
<p>Extension kit for SMP-2PE, SMP-4PE</p>	AKCES-SMP-2PE 4PE	Control lamp for signalization of fog light switching on the trailer (only for Germany, Austria, United Kingdom).

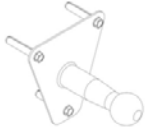
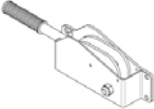

COUPLINGS

Up to 2000 kg.	ZSK-2000C	
Up to 1700 kg.	ZSK-1700C	
Up to 1300 kg.	ZSK-1300C	
Up to 1300 kg.	ZSK-1300H	
Up to 750 kg.	ZSK-750C	
Up to 750 kg.	ZSK-750H	
Lock	LK-01	

BIKE CARRIERS

Bike carriers for 2 bikes	SMB-Veturo 2	
Bike carriers for 3 bikes	SMB-Veturo 3	
Bike carriers for 4 bikes	SMB-Veturo 4	

BIKE CARRIERS		
Electric bike carriers for 2 bikes	SMB-Veturo E	
Bike carrier for 2 bikes	SMB-Veturo 2 PRO	
Bike carrier for 3 bikes	SMB-Veturo 3 PRO	













ACCESSORIES TO BIKE CARRIERS		
Rod with lock	SMB-A1	
Short supporter	SMB-A2	
Long supporter	SMB-A3	
Left wheel base	SMB-A4	
List	SMB-A5	
Support holder	SMB-A6	
Lamps	SMB-A7	
Plug	SMB-A8	
Towball lock	SMB-A9	
Connector	SMB-A10	
Right wheel base	SMB-A11	
Left E-Veturo wheel base	SMB-A12	
Right E-Veturo wheel base	SMB-A13	
E-Veturo short supporter	SMB-A14	
E-Veturo long supporter	SMB-A15	
Ramp	SMB-AKCESORIA 1 PRO	
Short supporter	SMB-AKCESORIA 2 PRO	
Long supporter	SMB-AKCESORIA 3 PRO	
Set of wheels	SMB-AKCESORIA 4 PRO	
Bike carrier wall hanger		SMB-W01
Universal handler		SMB-U01
Hunt cart		SMB-T01

Fixed tow balls:

- A - Tow ball fixed with 2 bolts (from the side)
- B - Tow ball fixed with 4 bolts (from the bottom)
- E - Forged tow ball fixed with 2 bolts (in front)
- ZK - Ball combination for American cars

Detachable tow balls :

- V - Automatic detachable ball with vertical mechanism
- H - Automatic detachable ball with horizontal mechanism
- W13 - Retractable Towbar

 Car brand/model	 Tow ball type	 Towbar's weight [kg]	Towbar's weight [kg]
 Years (since - to)	 Value equal to the longitudinal force between car and trailer [kN]	 Rear bumper's dismantling required	
 ece / ec Homologation	 Max. total weight of the trailer [kg]	 Rear bumper's cutting required	
 nr. kat. Steinhof Catalogue numer	 Max. vertical load of the tow ball [kg]	 Wiring kit type	

Dedicated Wiring kit
Programming: <ul style="list-style-type: none"> • YES - NO
R.E.C - Rear electrical center * - Available on request